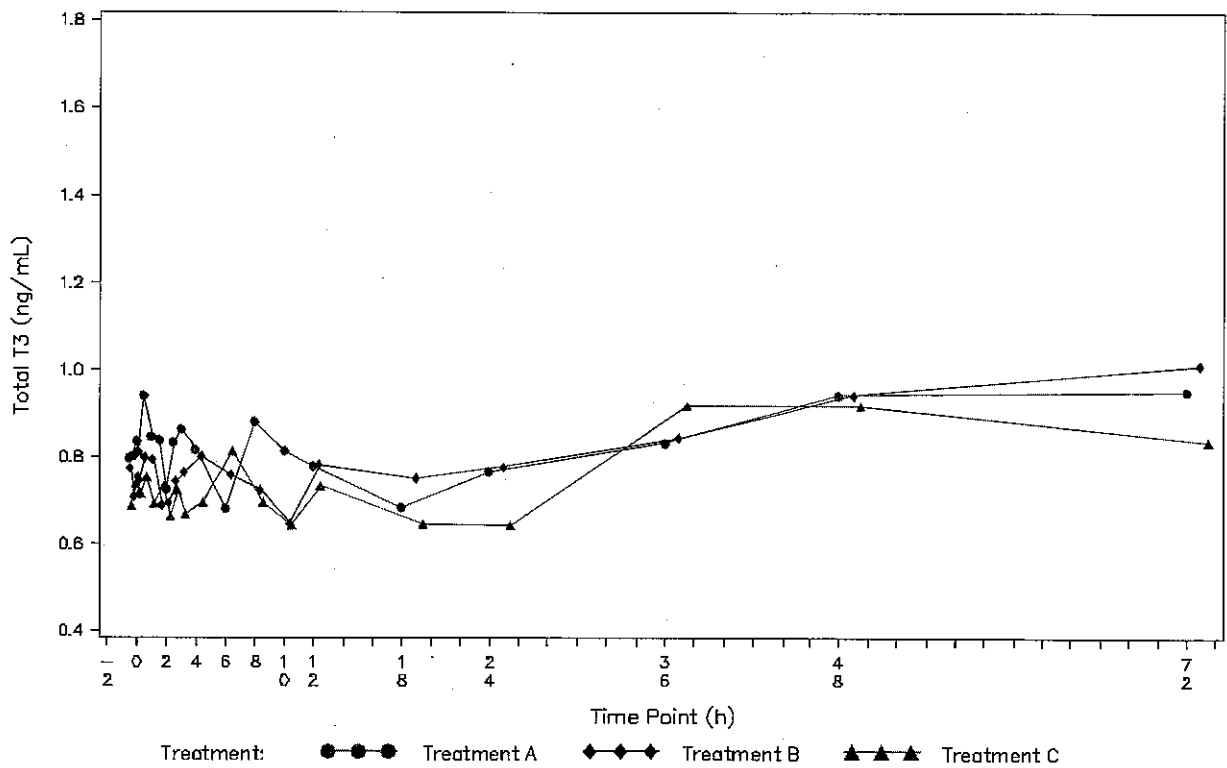


Figure 15.4.2.11 Concentration-Time Profiles: Individual Concentration versus Actual Time in Linear Scale (for Total T3 Values) (Safety Population)

Subject ID/Random Number:



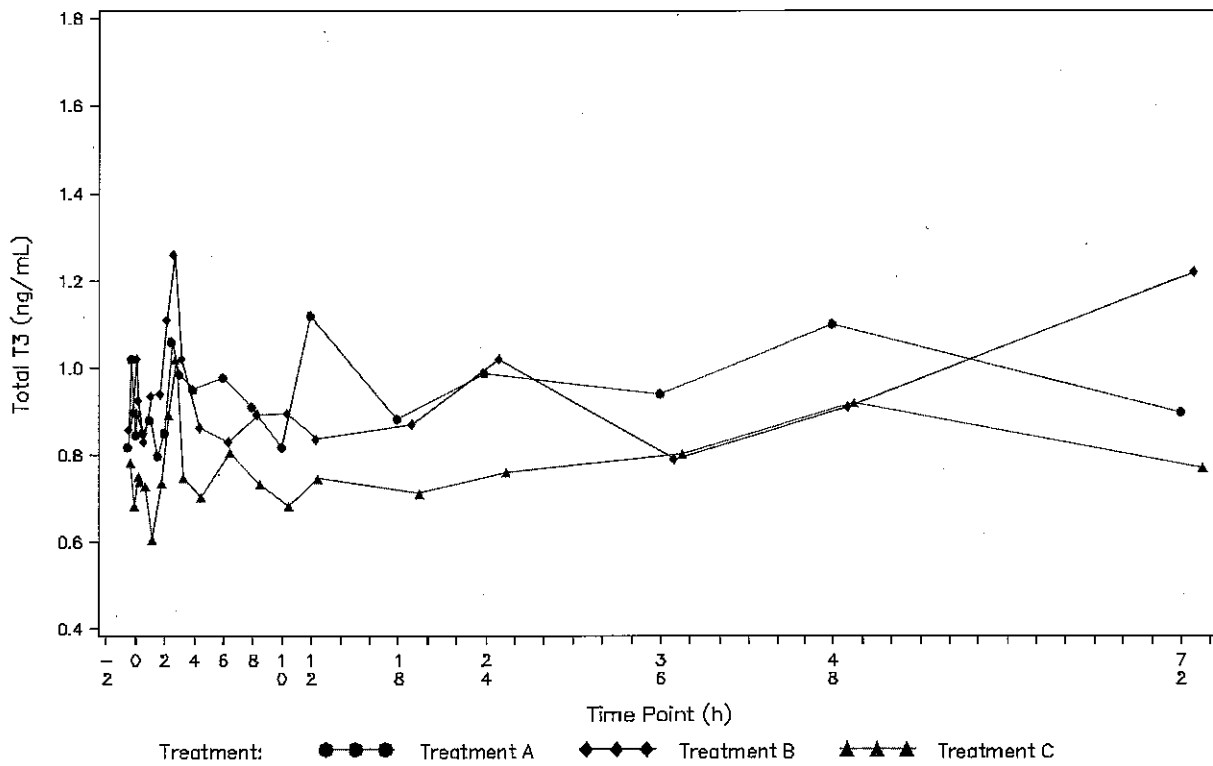
0: Subjects excluded from PK Population;
Treatment A: 12 tablets of 50 µg of levothyroxine; Treatment B: 6 tablets of 100 µg of levothyroxine;
Treatment C: 3 tablets of 200 µg of levothyroxine.
/project24/ep/blinded/e210898_merc/stats/versioncontrol/primary/scripts/program/main/TFL programs/figures/figure
15.4.2.11.sas

10DEC2014 00:20



Figure 15.4.2.11 Concentration-Time Profiles: Individual Concentration versus Actual Time in Linear Scale (for Total T3 Values) (Safety Population)

Subject ID/Random Number:



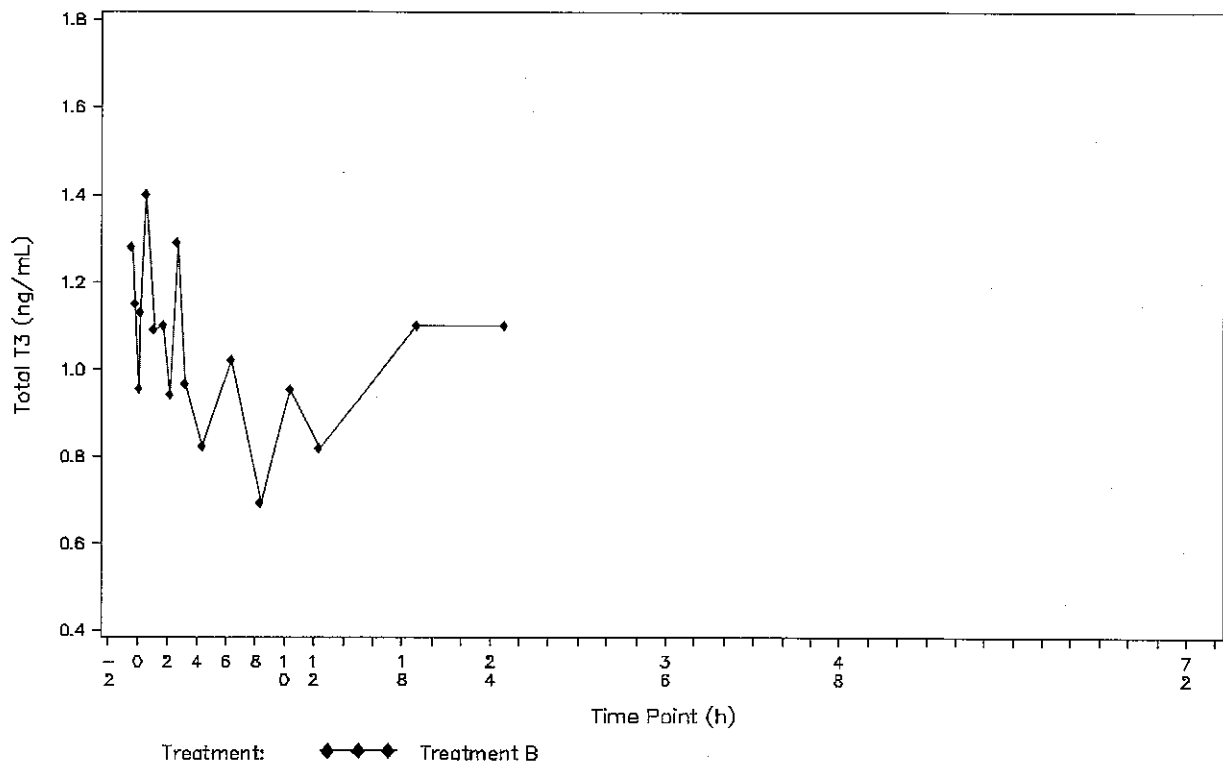
0: Subjects excluded from PK Population;
Treatment A: 12 tablets of 50 µg of levothyroxine; Treatment B: 6 tablets of 100 µg of levothyroxine;
Treatment C: 3 tablets of 200 µg of levothyroxine.
/project24/ep/blinded/e210898_merc/stats/versioncontrol/primary/scripts/program/main/TFL programs/figures/figure
15.4.2.11.sas

10DEC2014 00:20



Figure 15.4.2.11 Concentration-Time Profiles: Individual Concentration versus Actual Time in Linear Scale (for Total T3 Values) (Safety Population)

Subject ID/Random Number:



@:Subjects excluded from PK Population;

Treatment A: 12 tablets of 50 µg of levothyroxine; Treatment B: 6 tablets of 100 µg of levothyroxine;

Treatment C: 3 tablets of 200 µg of levothyroxine.

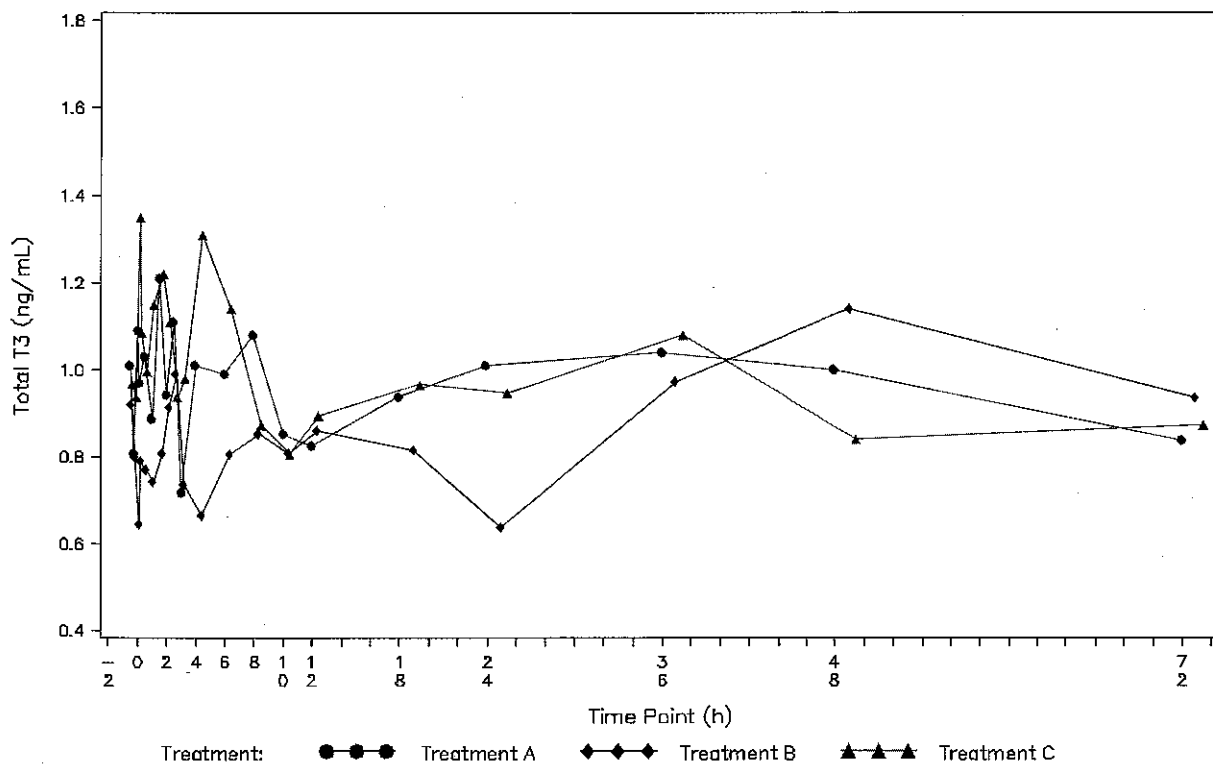
/project24/ep/blinded/e210898_merc/stats/versioncontrol/primary/scripts/program/main/TFL programs/figures/figure 15.4.2.11.sas

10DEC2014 00:20



Figure 15.4.2.11 Concentration-Time Profiles: Individual Concentration versus Actual Time in Linear Scale (for Total T3 Values) (Safety Population)

Subject ID/Random Number: ...



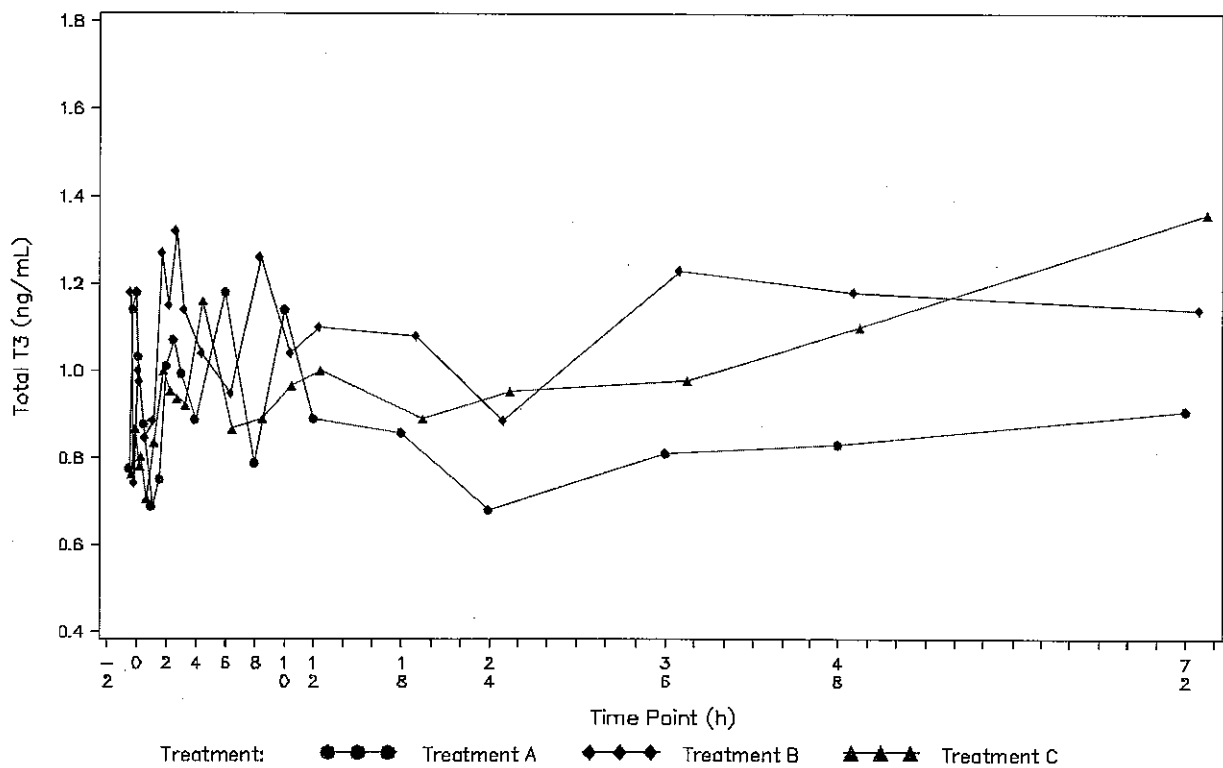
0: Subjects excluded from PK Population;
Treatment A: 12 tablets of 50 µg of levothyroxine; Treatment B: 6 tablets of 100 µg of levothyroxine;
Treatment C: 3 tablets of 200 µg of levothyroxine.
/project24/ep/blinded/e210898_merc/stats/versioncontrol/primary/scripts/program/main/TFL programs/figures/figure
15.4.2.11.sas

10DEC2014 00:20



Figure 15.4.2.11 Concentration-Time Profiles: Individual Concentration versus Actual Time in Linear Scale (for Total T3 Values) (Safety Population)

Subject ID/Random Number:



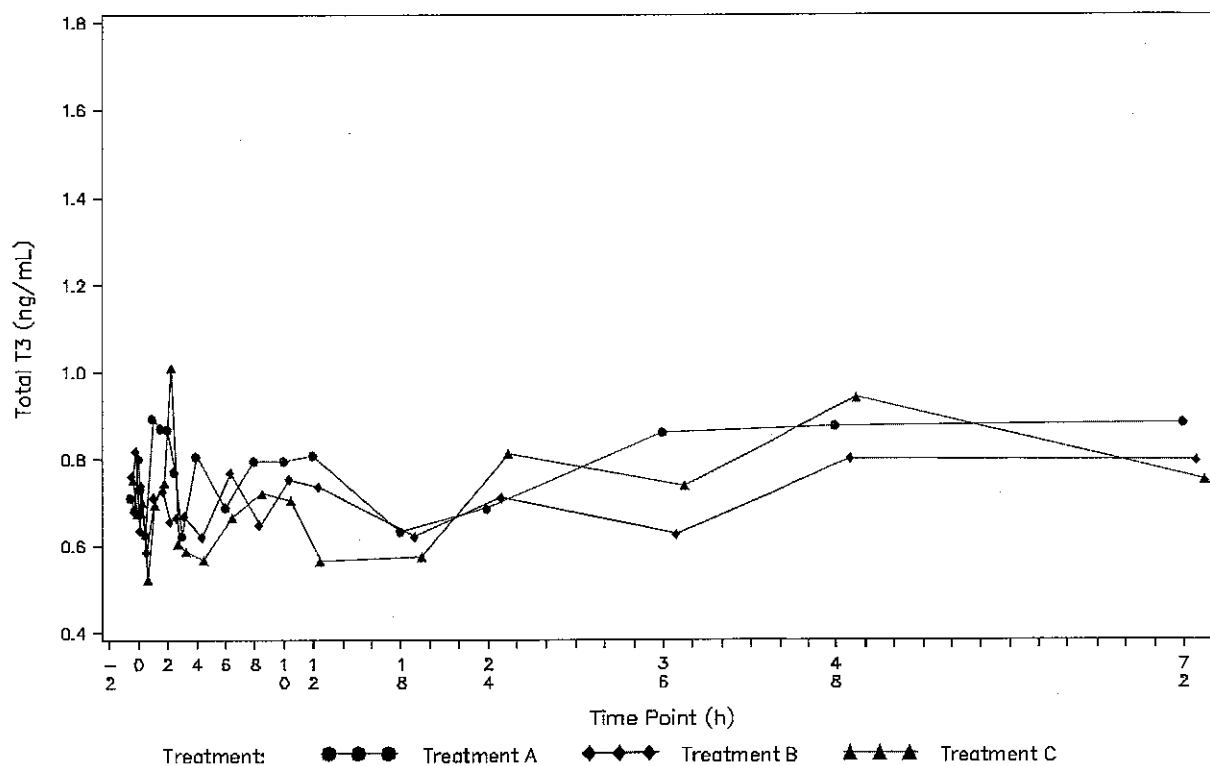
@:Subjects excluded from PK Population;
Treatment A: 12 tablets of 50 µg of levothyroxine; Treatment B: 6 tablets of 100 µg of levothyroxine;
Treatment C: 3 tablets of 200 µg of levothyroxine.
/project24/ep/blinded/e210898_merc/stats/versioncontrol/primary/scripts/program/main/TFL programs/figures/figure
15.4.2.11.sas

10DEC2014 00:20



Figure 15.4.2.11 Concentration-Time Profiles: Individual Concentration versus Actual Time in Linear Scale (for Total T3 Values) (Safety Population)

Subject ID/Random Number:



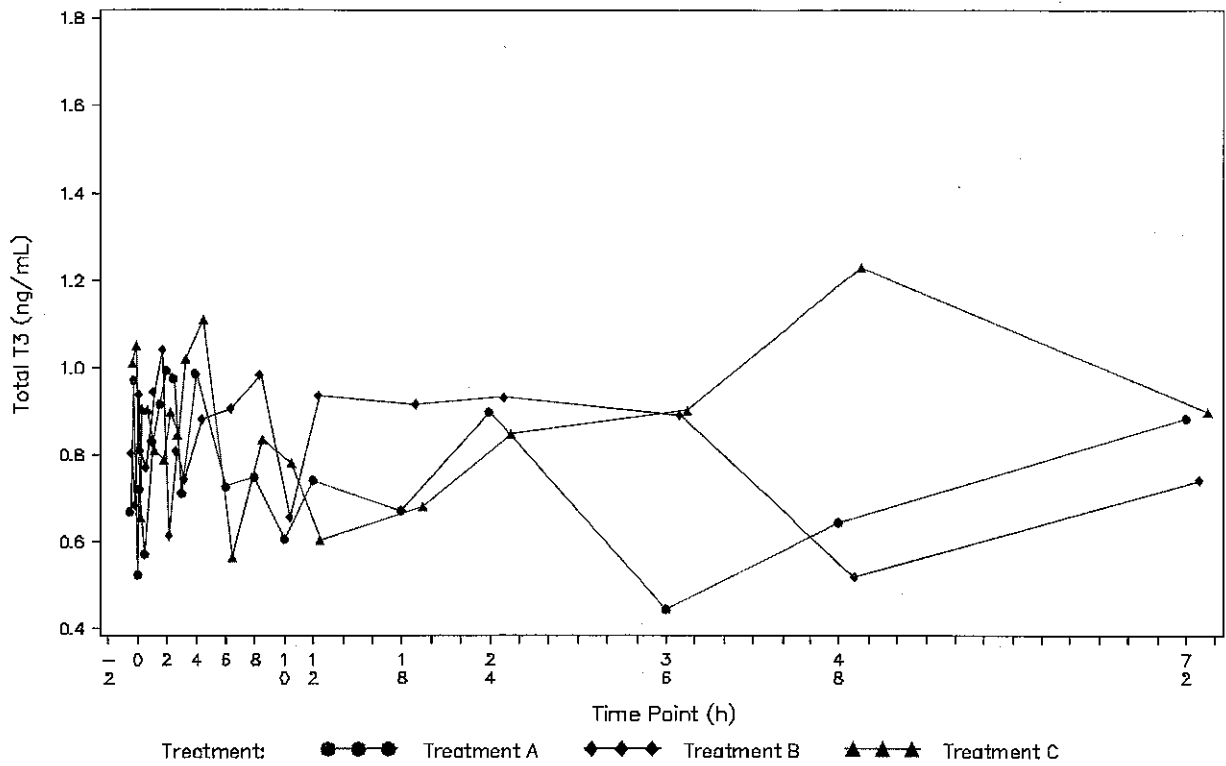
@:Subjects excluded from PK Population;
Treatment A: 12 tablets of 50 µg of levothyroxine; Treatment B: 6 tablets of 100 µg of levothyroxine;
Treatment C: 3 tablets of 200 µg of levothyroxine.
/project24/ep/blinded/e210898_merc/stats/versioncontrol/primary/scripts/program/main/TFL programs/figures/figure
15.4.2.11.sas

10DEC2014 00:20



Figure 15.4.2.11 Concentration-Time Profiles: Individual Concentration versus Actual Time in Linear Scale (for Total T3 Values)
(Safety Population)

Subject ID/Random Number:

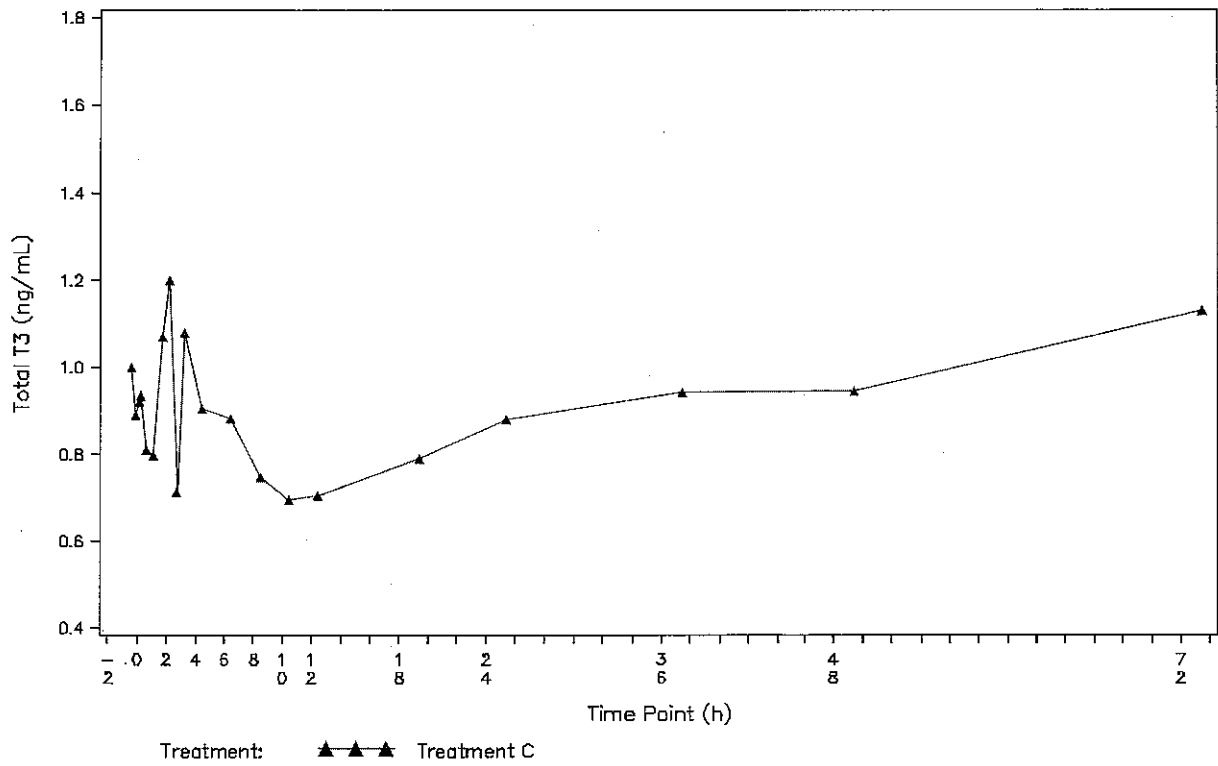


@:Subjects excluded from PK Population;
Treatment A: 12 tablets of 50 µg of levothyroxine; Treatment B: 6 tablets of 100 µg of levothyroxine;
Treatment C: 3 tablets of 200 µg of levothyroxine.
/project24/ep/blinded/e210898_merc/stats/versioncontrol/primary/scripts/program/main/TFL programs/figures/figure
15.4.2.11.sas

10DEC2014 00:20

Figure 15.4.2.11 Concentration-Time Profiles: Individual Concentration versus Actual Time in Linear Scale (for Total T3 Values) (Safety Population)

Subject ID/Random Number:



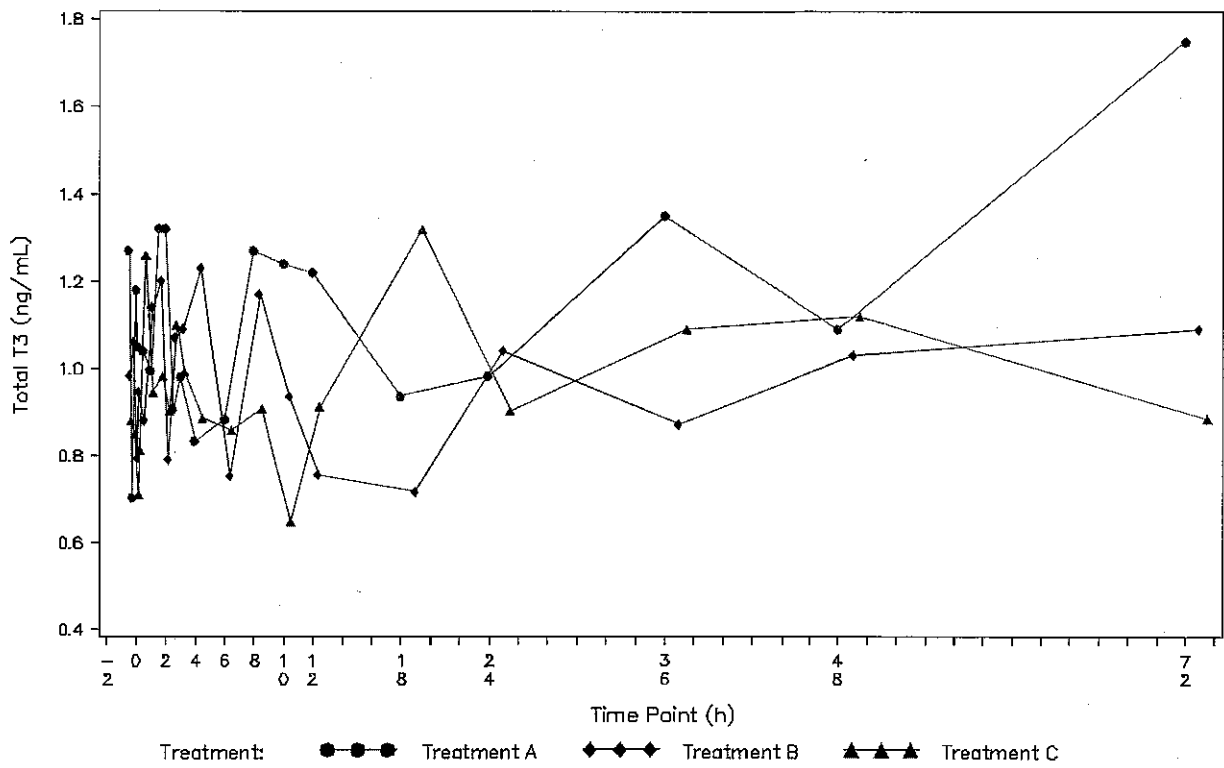
@: Subjects excluded from PK Population;
Treatment A: 12 tablets of 50 µg of levothyroxine; Treatment B: 6 tablets of 100 µg of levothyroxine;
Treatment C: 3 tablets of 200 µg of levothyroxine.
/project24/ep/blinded/e210898_merc/stats/versioncontrol/primary/scripts/program/main/TFL programs/figures/figure
15.4.2.11.sas

10DEC2014 00:20



Figure 15.4.2.11 Concentration-Time Profiles: Individual Concentration versus Actual Time in Linear Scale (for Total T3 Values) (Safety Population)

Subject ID/Random Number:



@:Subjects excluded from PK Population;
Treatment A: 12 tablets of 50 µg of levothyroxine; Treatment B: 6 tablets of 100 µg of levothyroxine;
Treatment C: 3 tablets of 200 µg of levothyroxine.
/project24/ep/blinded/e210898_merc/stats/versioncontrol/primary/scripts/program/main/TFL programs/figures/figure
15.4.2.11.sas

10DEC2014 00:20



Levothyroxine
EMR 200125-002

Dosage Form Proportion:
State

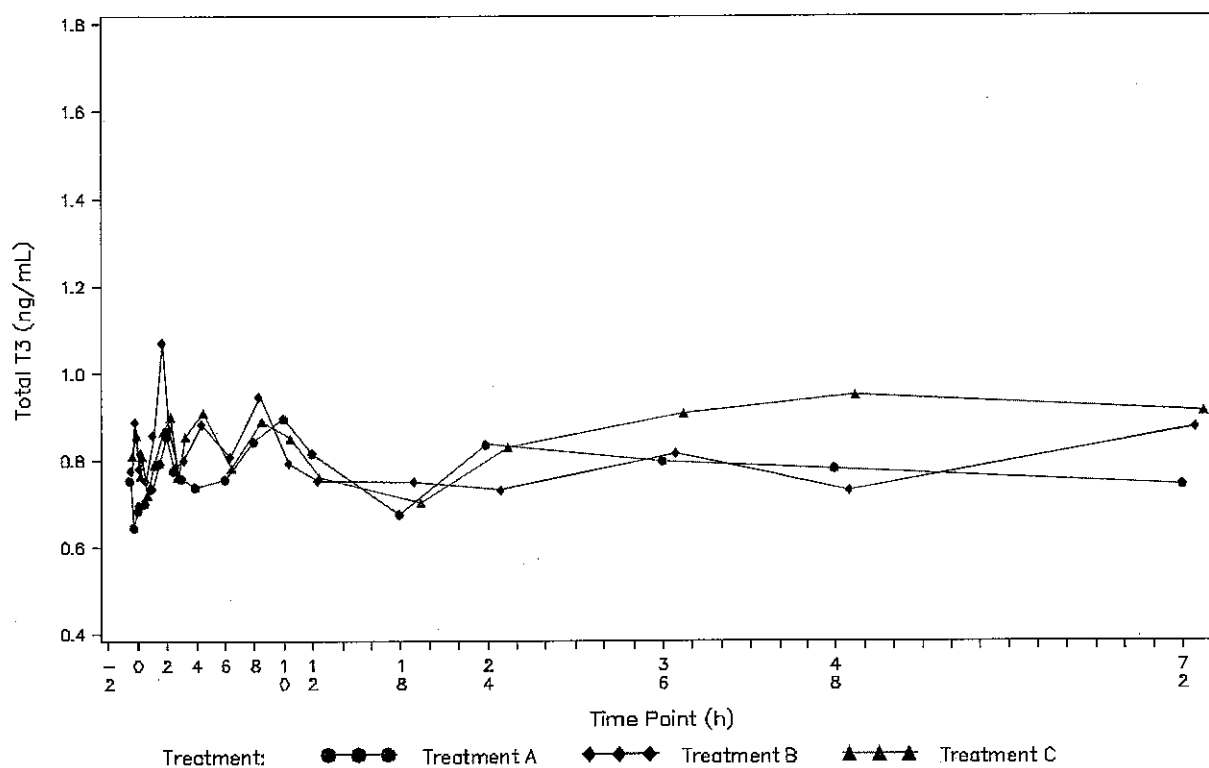
EMR200125-002 Page 608 of 658
ions (50 µg, 100 µg, and 200 µg Tablets) in Fasted

Merck Serono
EMR 200125-002

Page 42 of 42
Confidential

Figure 15.4.2.11 Concentration-Time Profiles: Individual Concentration versus Actual Time in Linear Scale (for Total T3 Values)
(Safety Population)

Subject ID/Random Number:



@:Subjects excluded from PK Population;

Treatment A: 12 tablets of 50 µg of levothyroxine; Treatment B: 6 tablets of 100 µg of levothyroxine;
Treatment C: 3 tablets of 200 µg of levothyroxine.

/project24/ep/blinded/e210898_merc/stats/versioncontrol/primary/scripts/program/main/TFL programs/figures/figure
15.4.2.11.sas

10DEC2014 00:20



Levothyroxine
EMR 200125-002

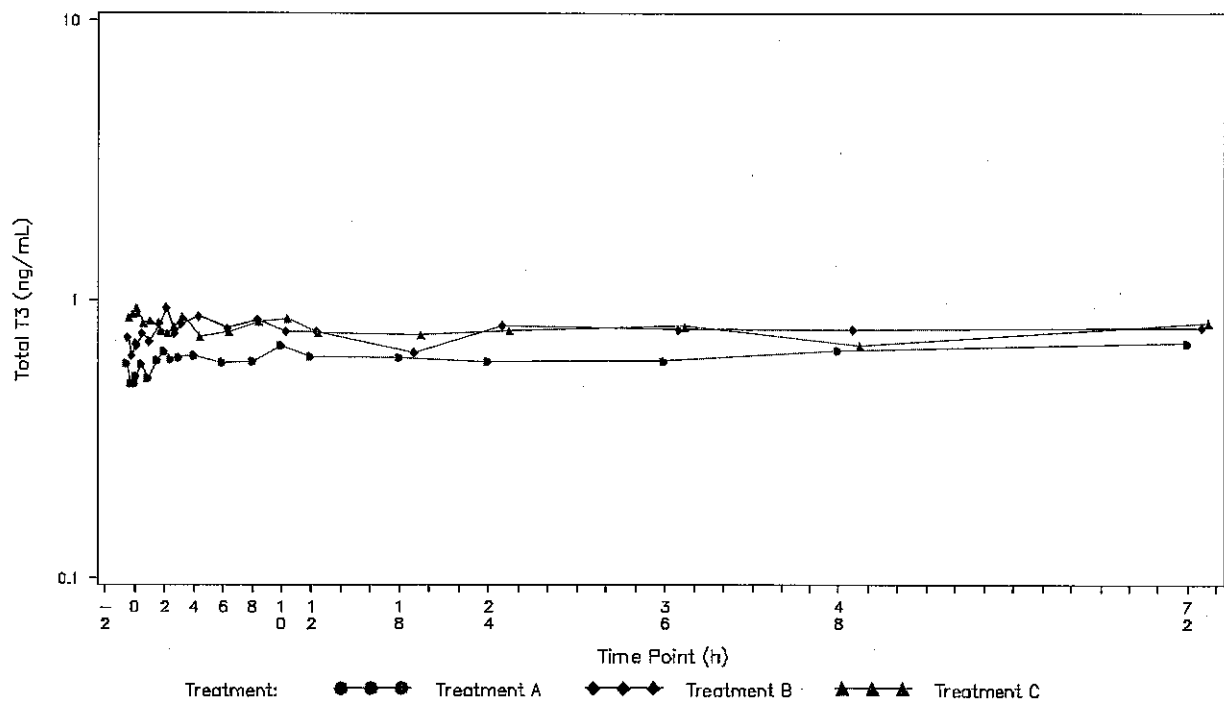
Dosage Form Proportion: ... ions (50 µg, 100 µg, and 200 µg Tablets) in Fasted State
EMR200125-002 Page 609 of 658

Merck Serono
EMR 200125-002

Page 1 of 42
Confidential

Figure 15.4.2.12 Concentration-Time Profiles: Individual Concentration versus Actual Time in Semi-Logarithmic Scale (for Total T3 values) (Safety Population)

Subject ID/Random Number:



@: Subjects excluded from PK Population;
Treatment A: 12 tablets of 50 µg of levothyroxine; Treatment B: 6 tablets of 100 µg of levothyroxine;
Treatment C: 3 tablets of 200 µg of levothyroxine.
Source: listing 16.2.5.3

/project24/ep/blinded/e210898_merc/stats/versioncontrol/primary/scripts/program/main/TFL programs/figures/figure
15.4.2.12.sas

10DEC2014 00:20



Levothyroxine
EMR 200125-002

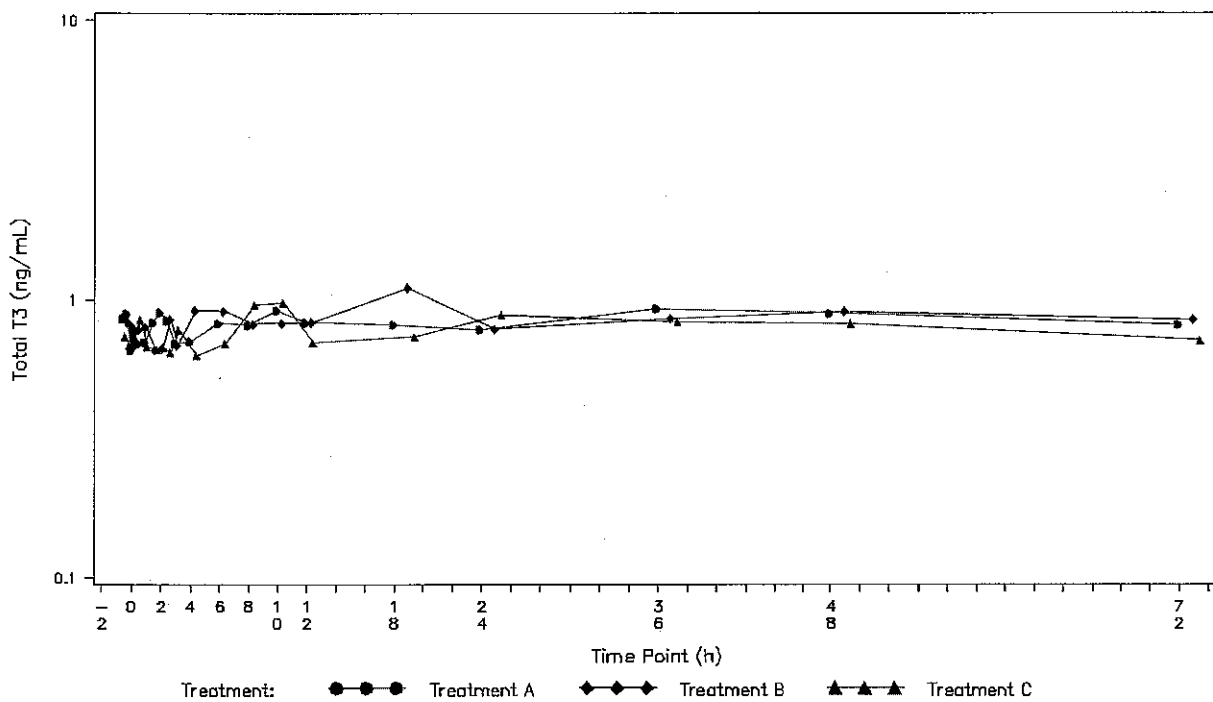
Dosage Form Proportion: ... ions (50 µg, 100 µg, and 200 µg Tablets) in Fasted State
EMR200125-002 Page 610 of 658

Merck Serono
EMR 200125-002

Page 2 of 42
Confidential

Figure 15.4.2.12 Concentration-Time Profiles: Individual Concentration versus Actual Time in Semi-Logarithmic Scale (for Total T3 values) (Safety Population)

Subject ID/Random Number:



@:Subjects excluded from PK Population;
Treatment A: 12 tablets of 50 µg of levothyroxine; Treatment B: 6 tablets of 100 µg of levothyroxine;
Treatment C: 3 tablets of 200 µg of levothyroxine.
Source: listing 16.2.5.3

/project24/ep/blinded/e210898_merc/stats/versioncontrol/primary/scripts/program/main/TFL programs/Figures/Figure 15.4.2.12.sas

10DEC2014 00:20



Levothyroxine
EMR 200125-002

Dosage Form Proportion
State

EMR200125-002 Page 611 of 658

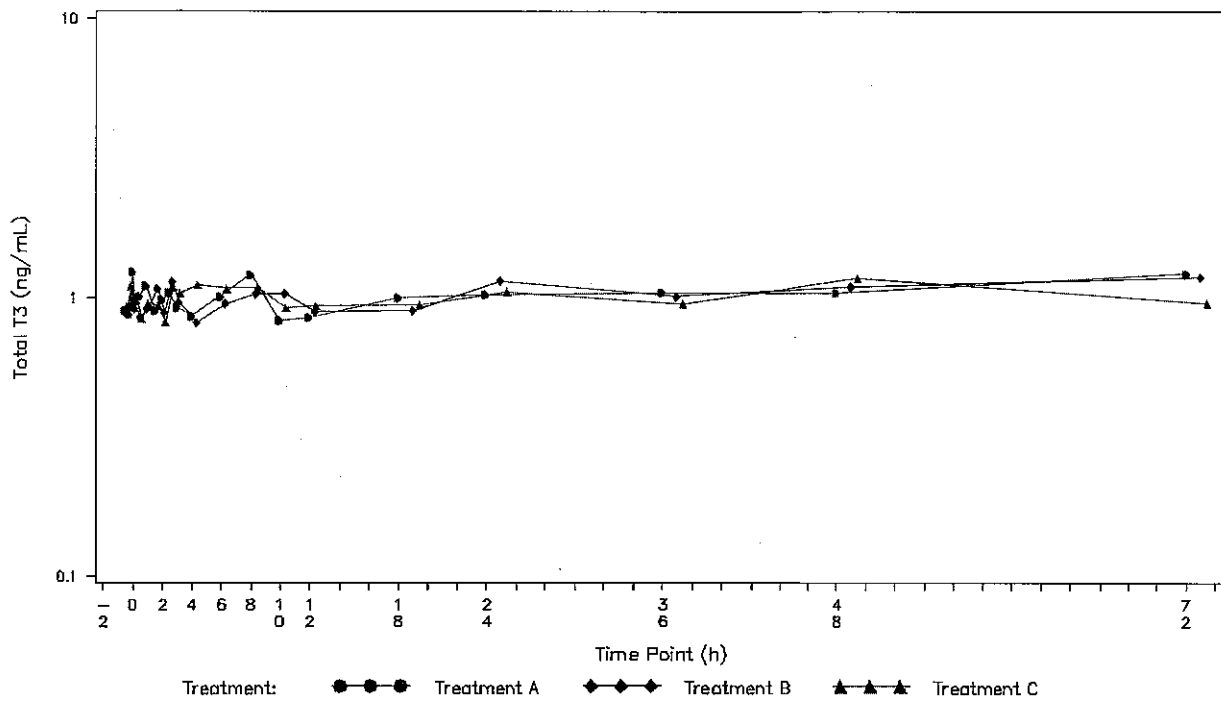
ions (50 µg, 100 µg, and 200 µg Tablets) in Fasted

Merck Serono
EMR 200125-002

Page 3 of 42
Confidential

Figure 15.4.2.12 Concentration-Time Profiles: Individual Concentration versus Actual Time in Semi-Logarithmic Scale (for Total T3 values) (Safety Population)

Subject ID/Random Number:



@:Subjects excluded from PK Population;
Treatment A: 12 tablets of 50 µg of levothyroxine; Treatment B: 6 tablets of 100 µg of levothyroxine;
Treatment C: 3 tablets of 200 µg of levothyroxine.
Source: listing 16.2.5.3

/project24/ep/blinded/e210898_merc/stats/versioncontrol/primary/scripts/program/main/TFL programs/figures/Figure 15.4.2.12.sas

10DEC2014 00:20



Levothyroxine
EMR 200125-002

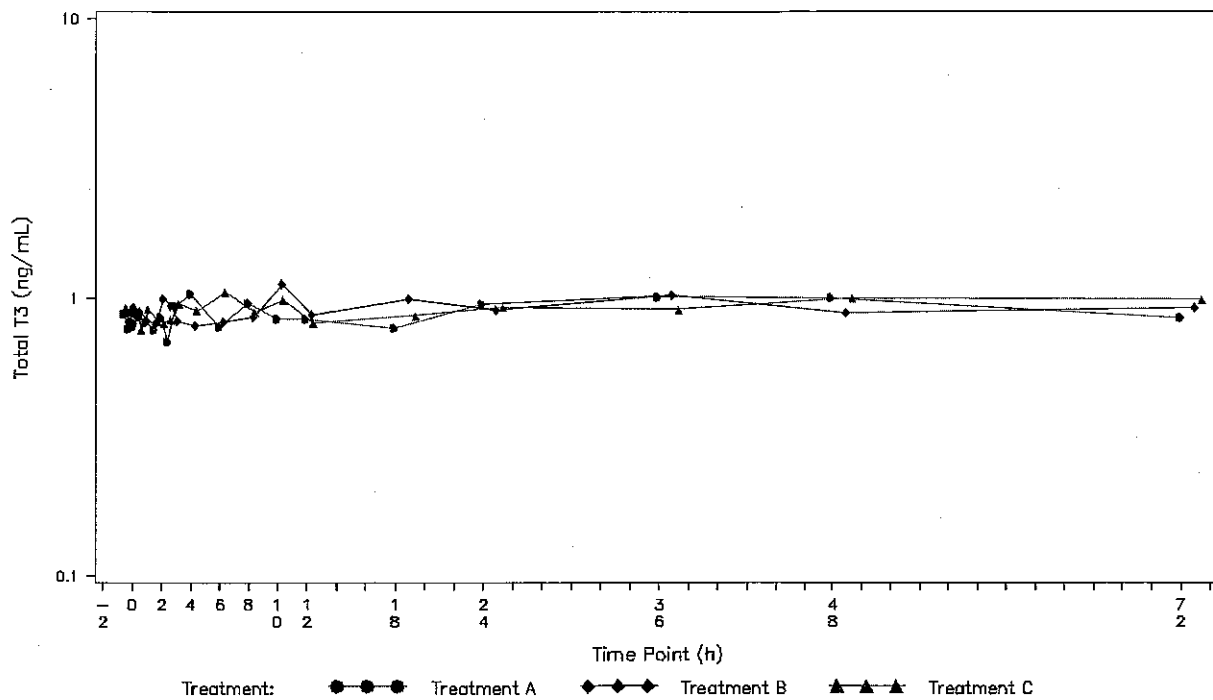
Dosage Form Proportions: 50 µg, 100 µg, and 200 µg Tablets in Fasted State
EMR200125-002 Page 612 of 658

Merck Serono
EMR 200125-002

Page 4 of 42
Confidential

Figure 15.4.2.12 Concentration-Time Profiles: Individual Concentration versus Actual Time in Semi-Logarithmic Scale (for Total T3 values) (Safety Population)

Subject ID/Random Number: 00000000000000000000000000000000



0: Subjects excluded from PK Population;
Treatment A: 12 tablets of 50 µg of levothyroxine; Treatment B: 6 tablets of 100 µg of levothyroxine;
Treatment C: 3 tablets of 200 µg of levothyroxine.
Source: listing 16.2.5.3

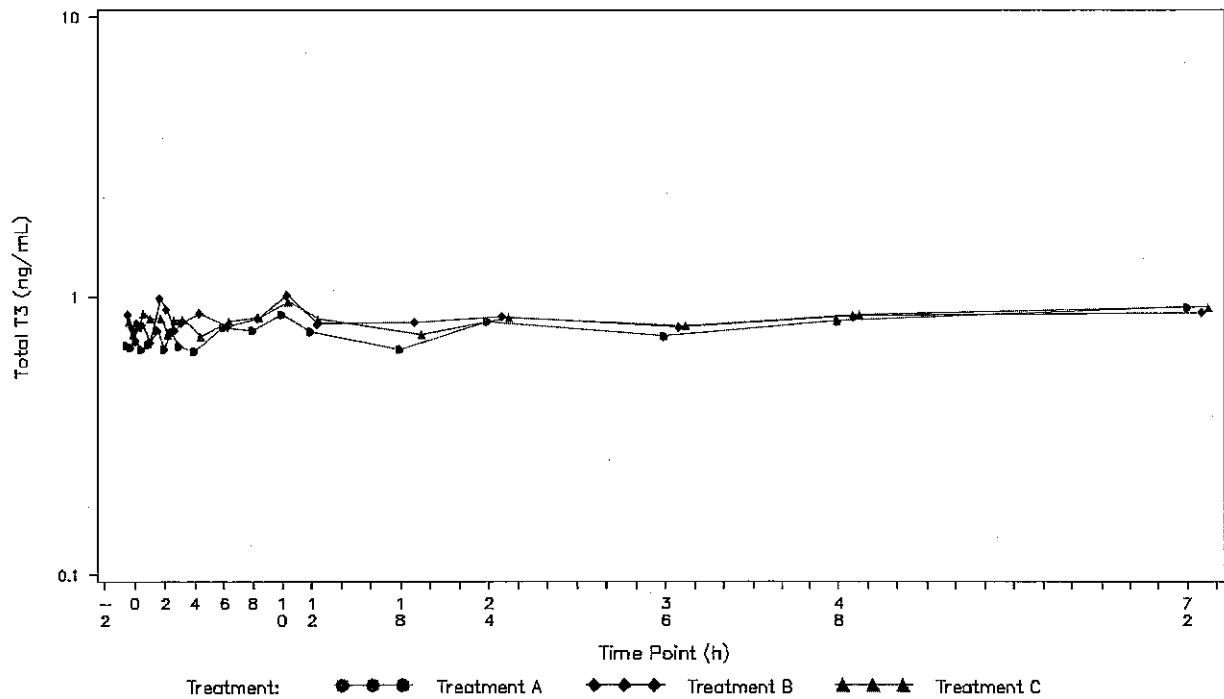
/project24/ep/blinded/e210898_merc/stats/versioncontrol/primary/scripts/program/main/TFL programs/figures/figure
15.4.2.12.sas

10DEC2014 00:20



Figure 15.4.2.12 Concentration-Time Profiles: Individual Concentration versus Actual Time in Semi-Logarithmic Scale (for Total T3 values) (Safety Population)

Subject ID/Random Number:



@:Subjects excluded from PK Population;
Treatment A: 12 tablets of 50 µg of levothyroxine; Treatment B: 6 tablets of 100 µg of levothyroxine;
Treatment C: 3 tablets of 200 µg of levothyroxine.
Source: listing 16.2.5.3

/project24/ep/blinded/e210898_merc/stats/versioncontrol/primary/scripts/program/main/TFL programs/figures/figure
15.4.2.12.sas

10DEC2014 00:20



Levothyroxine
EMR 200125-002

Dosage Form Proportions
State

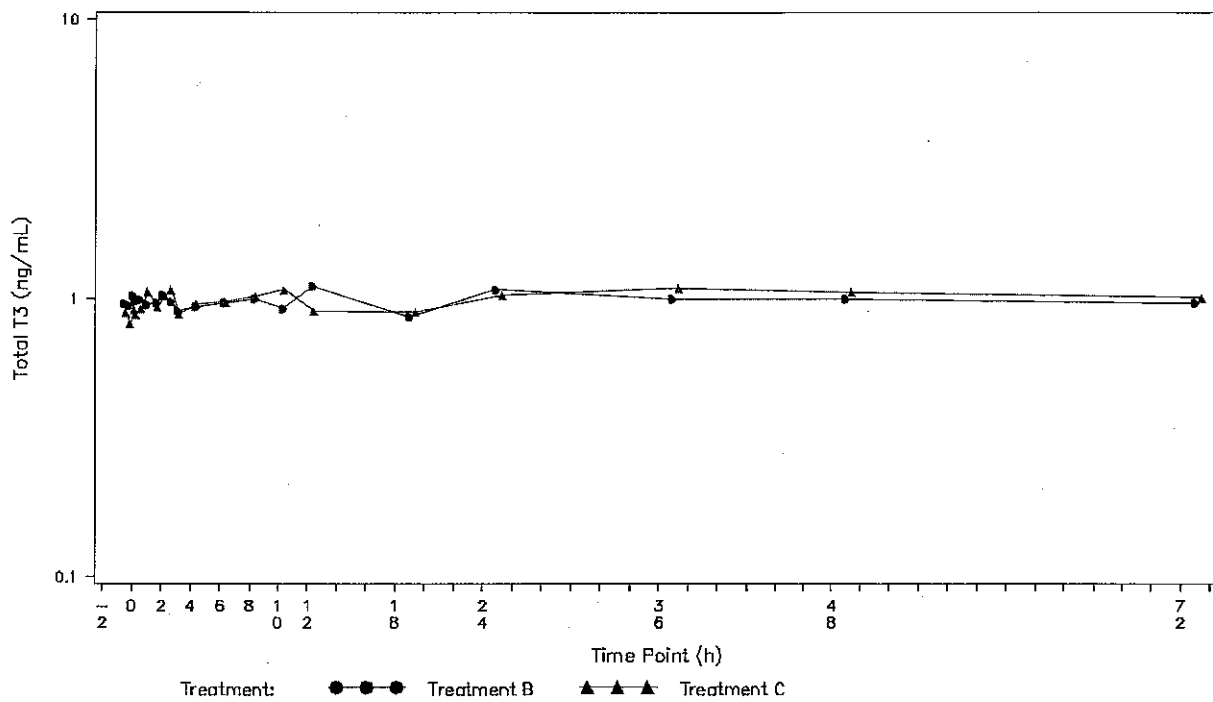
EMR200125-002 Page 614 of 658
ions (50 µg, 100 µg, and 200 µg Tablets) in Fasted

Merck Serono
EMR 200125-002

Page 6 of 42
Confidential

Figure 15.4.2.12 Concentration-Time Profiles: Individual Concentration versus Actual Time in Semi-Logarithmic Scale
(for Total T3 values) (Safety Population)

Subject ID/Random Number:



@: Subjects excluded from PK Population;
Treatment A: 12 tablets of 50 µg of levothyroxine; Treatment B: 6 tablets of 100 µg of levothyroxine;
Treatment C: 3 tablets of 200 µg of levothyroxine.
Source: listing 16.2.5.3

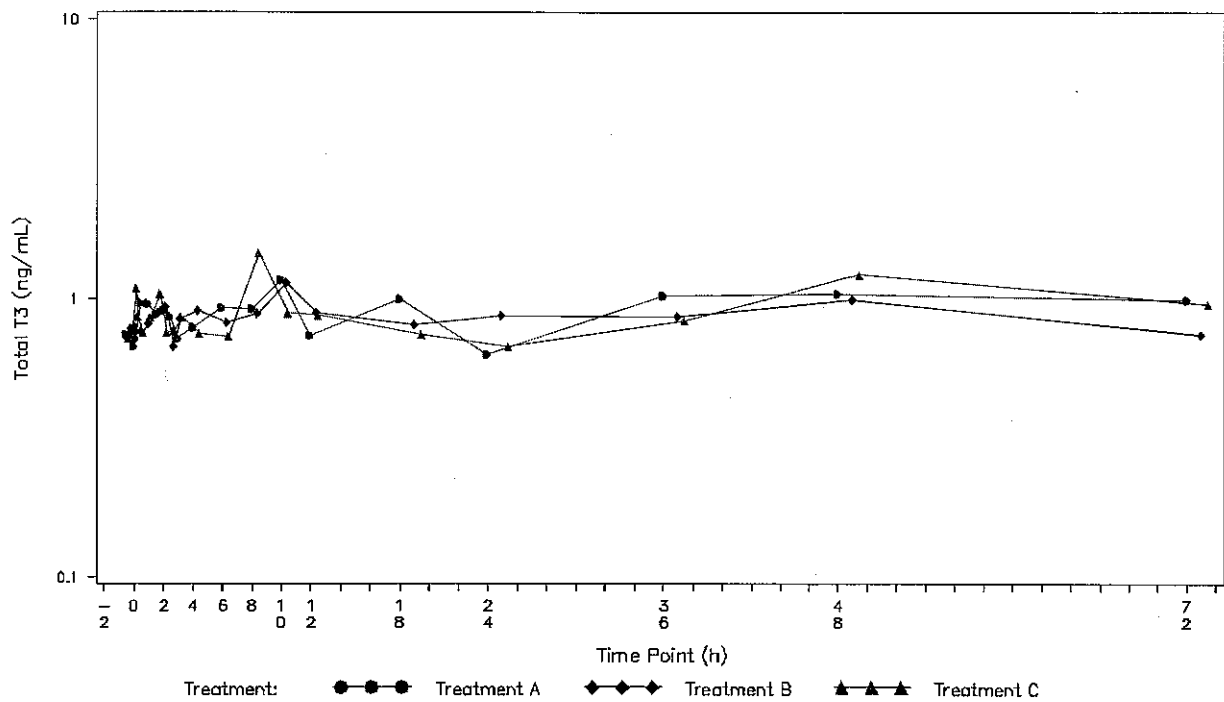
/project24/ep/blinded/e210898_merc/stats/versioncontrol/primary/scripts/program/main/TFL programs/figures/figure
15.4.2.12.sas

10DEC2014 00:20



Figure 15.4.2.12 Concentration-Time Profiles: Individual Concentration versus Actual Time in Semi-Logarithmic Scale (for Total T3 values) (Safety Population)

Subject ID/Random Number:



@:Subjects excluded from PK Population;
Treatment A: 12 tablets of 50 µg of levothyroxine; Treatment B: 6 tablets of 100 µg of levothyroxine;
Treatment C: 3 tablets of 200 µg of levothyroxine.
Source: listing 16.2.5.3

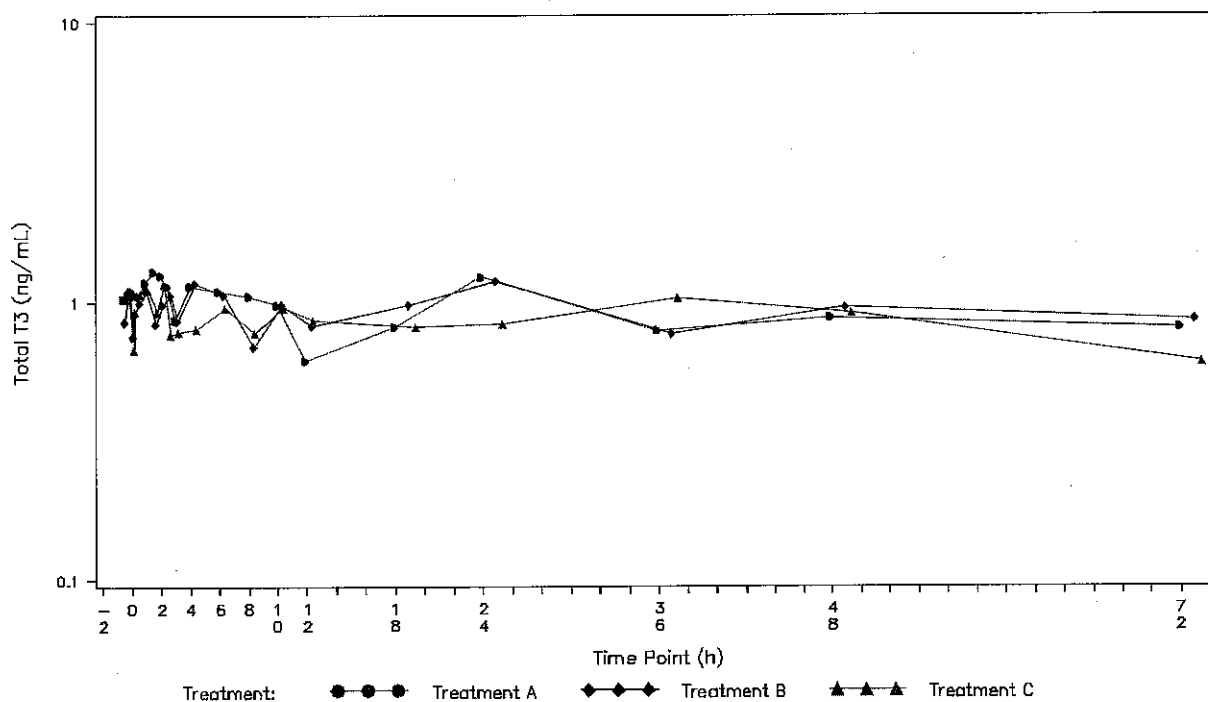
/project24/ep/blinded/e210898_merc/stats/versioncontrol/primary/scripts/program/main/TFL programs/figures/figure
15.4.2.12.sas

10DEC2014 00:20



Figure 15.4.2.12 Concentration-Time Profiles: Individual Concentration versus Actual Time in Semi-Logarithmic Scale (for Total T3 values) (Safety Population)

Subject ID/Random Number:



@:Subjects excluded from PK Population;
Treatment A: 12 tablets of 50 µg of levothyroxine; Treatment B: 6 tablets of 100 µg of levothyroxine;
Treatment C: 3 tablets of 200 µg of levothyroxine.
Source: listing 16.2.5.3

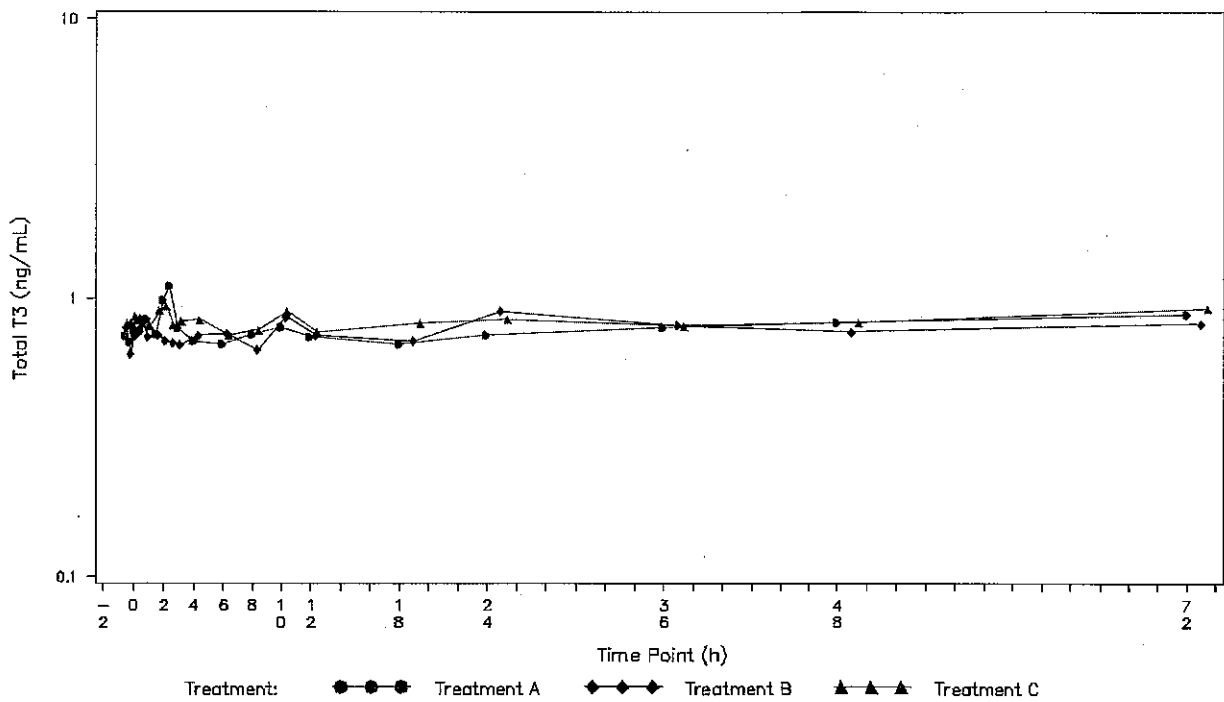
/project24/ep/blinded/e210898_merc/stats/versioncontrol/primary/scripts/program/main/TFL programs/figures/figure
15.4.2.12.sas

10DEC2014 00:20



Figure 15.4.2.12 Concentration-Time Profiles: Individual Concentration versus Actual Time in Semi-Logarithmic Scale (for Total T3 values) (Safety Population)

Subject ID/Random Number:



#: Subjects excluded from PK Population;
Treatment A: 12 tablets of 50 µg of levothyroxine; Treatment B: 6 tablets of 100 µg of levothyroxine;
Treatment C: 3 tablets of 200 µg of levothyroxine.
Source: listing 16.2.5.3

/project24/ep/blinded/e210898_merc/stats/versioncontrol/primary/scripts/program/main/TFL programs/figures/figure
15.4.2.12.sas

10DEC2014 00:20

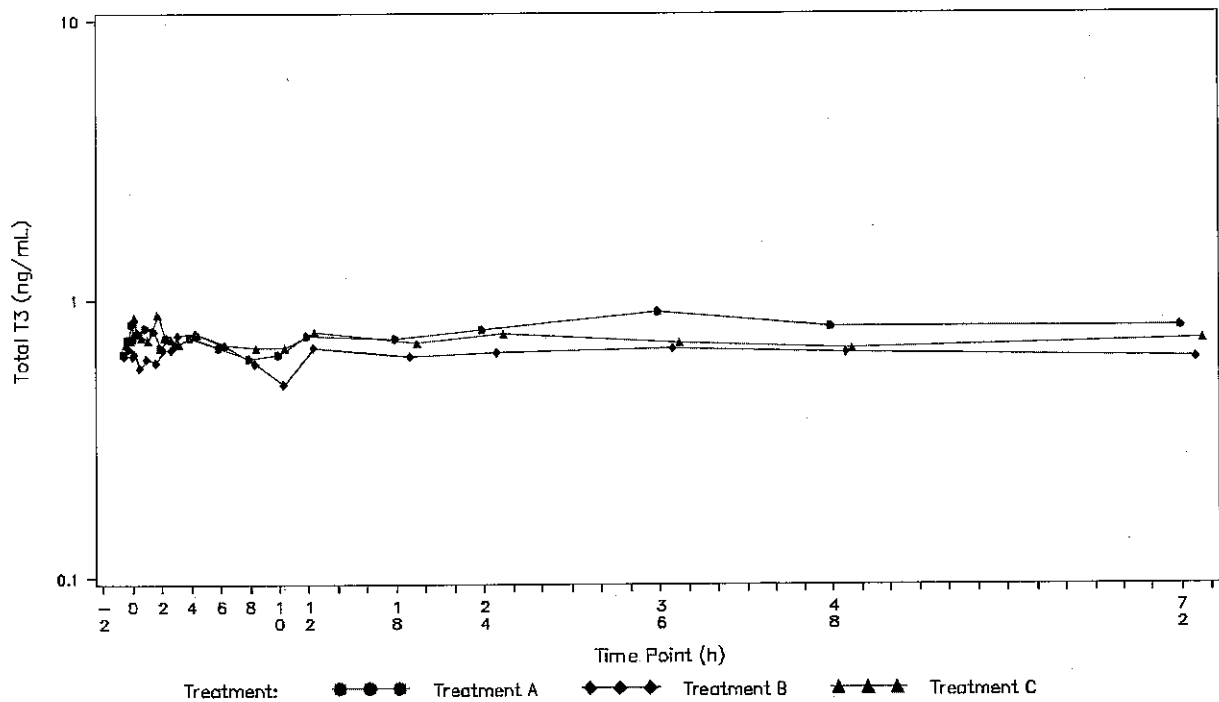


Levothyroxine
EMR 200125-002

Dosage Form Proportion: ... ions (50 µg, 100 µg, and 200 µg Tablets) in Fasted State
EMR200125-002 Page 618 of 658

Page 10 of 42
Confidential

Merck Serono
EMR 200125-002
Figure 15.4.2.12 Concentration-Time Profiles: Individual Concentration versus Actual Time in Semi-Logarithmic Scale (for Total T3 values) (Safety Population)
Subject ID/Random Number:



@:Subjects excluded from PK Population;
Treatment A: 12 tablets of 50 µg of levothyroxine; Treatment B: 6 tablets of 100 µg of levothyroxine;
Treatment C: 3 tablets of 200 µg of levothyroxine.
Source: listing 16.2.5.3

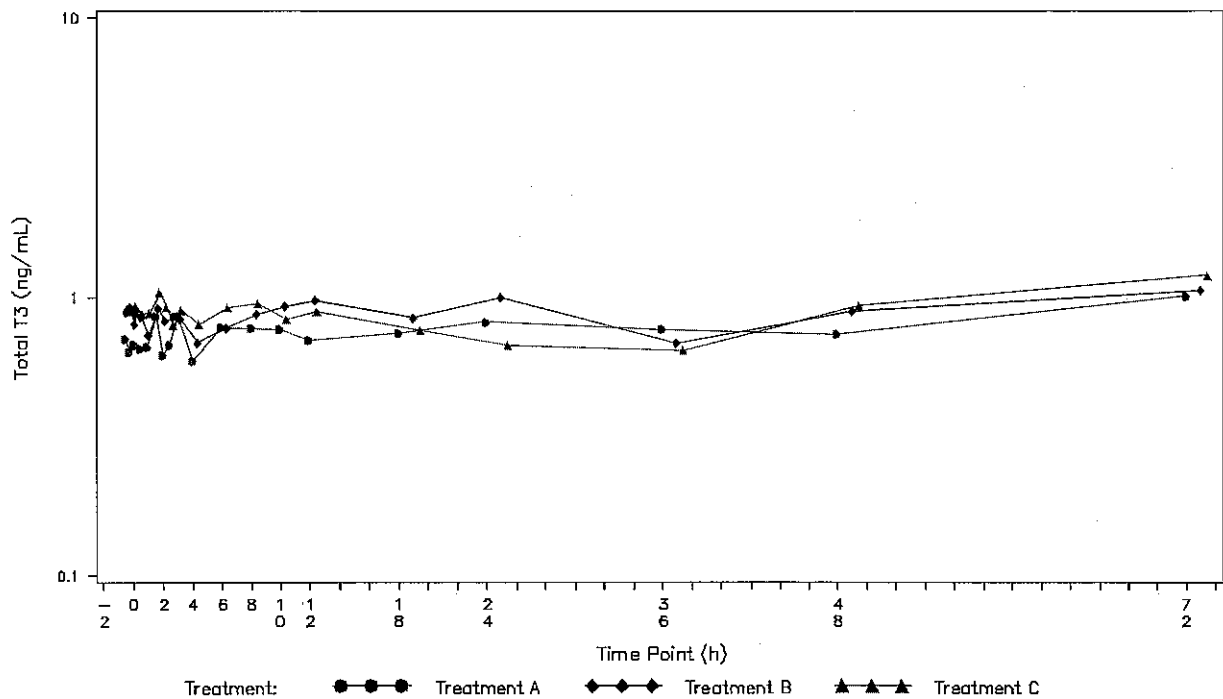
/project24/ep/blinded/e210898_merc/stats/versioncontrol/primary/scripts/program/main/TFL programs/figures/figure
15.4.2.12.sas

10DEC2014 00:20



Figure 15.4.2.12 Concentration-Time Profiles: Individual Concentration versus Actual Time in Semi-Logarithmic Scale (for Total T3 values) (Safety Population)

Subject ID/Random Number:



@:Subjects excluded from PK Population;
Treatment A: 12 tablets of 50 µg of levothyroxine; Treatment B: 6 tablets of 100 µg of levothyroxine;
Treatment C: 3 tablets of 200 µg of levothyroxine.
Source: listing 16.2.5.3

/project24/ep/blinded/e210898_marc/stats/versioncontrol/primary/scripts/program/main/TFL programs/figures/figure
15.4.2.12.sas

10DEC2014 00:20



Levothyroxine
EMR 200125-002

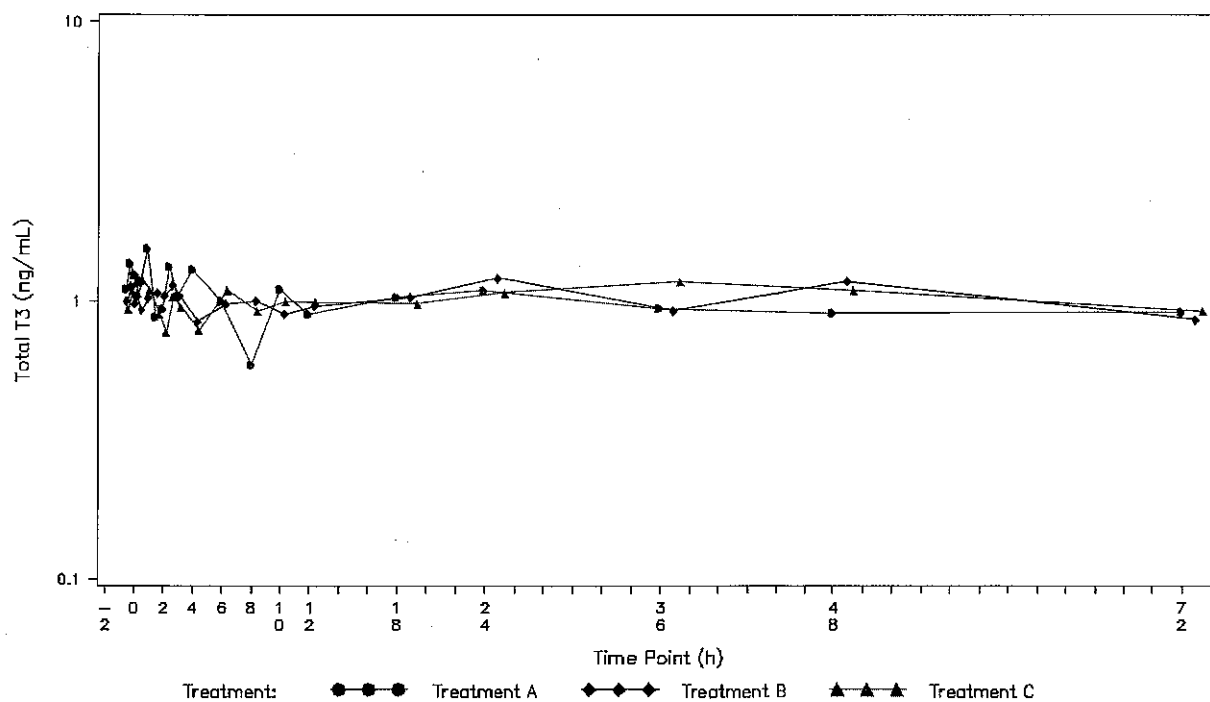
Dosage Form Proportions: ... ions (50 µg, 100 µg, and 200 µg Tablets) in Fasted State
EMR200125-002 Page 620 of 658

Merck Serono
EMR 200125-002

Page 12 of 42
Confidential

Figure 15.4.2.12 Concentration-Time Profiles: Individual Concentration versus Actual Time in Semi-Logarithmic Scale (for Total T3 values) (Safety Population)

Subject ID/Random Number:



@:Subjects excluded from PK Population;
Treatment A: 12 tablets of 50 µg of levothyroxine; Treatment B: 6 tablets of 100 µg of levothyroxine;
Treatment C: 3 tablets of 200 µg of levothyroxine.
Source: listing 16.2.5.3

/project24/ep/blinded/e210898_merc/stats/versioncontrol/primary/scripts/program/main/TFL programs/figures/figure
15.4.2.12.sas

10DEC2014 00:20



Levothyroxine
EMR 200125-002

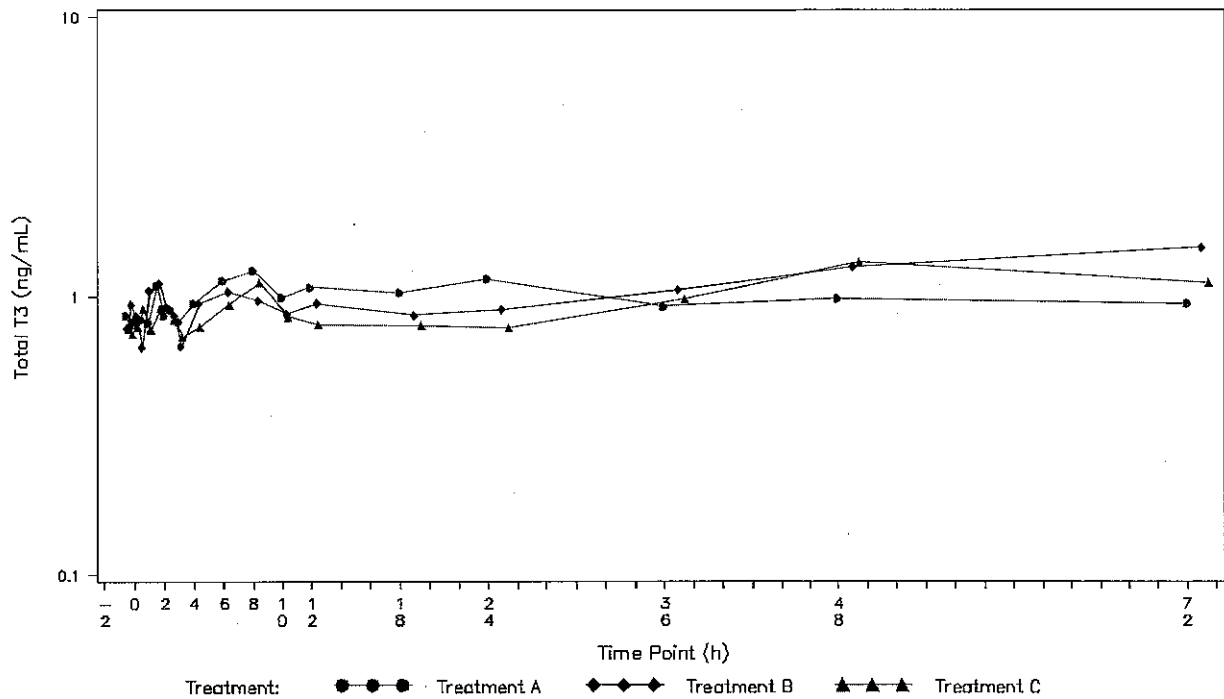
Dosage Form Proportion: ... ions (50 µg, 100 µg, and 200 µg Tablets) in Fasted State
EMR200125-002 Page 621 of 658

Merck Serono
EMR 200125-002

Page 13 of 42
Confidential

Figure 15.4.2.12 Concentration-Time Profiles: Individual Concentration versus Actual Time in Semi-Logarithmic Scale (for Total T3 values) (Safety Population)

Subject ID/Random Number:



@: Subjects excluded from PK Population;
Treatment A: 12 tablets of 50 µg of levothyroxine; Treatment B: 6 tablets of 100 µg of levothyroxine;
Treatment C: 3 tablets of 200 µg of levothyroxine.
Source: listing 16.2.5.3

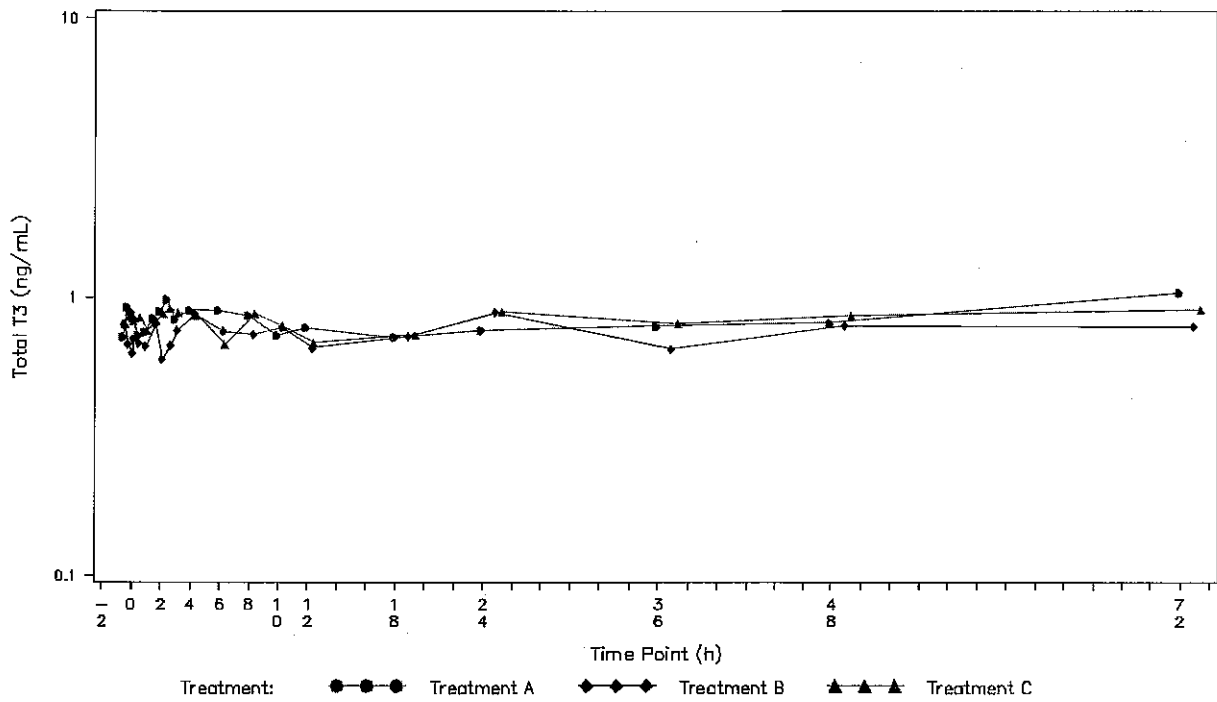
/project24/ep/blinded/e210898_merc/stats/versioncontrol/primary/scripts/program/main/TFL programs/figures/figure
15.4.2.12.sas

10DEC2014 00:20



Figure 15.4.2.12 Concentration-Time Profiles: Individual Concentration versus Actual Time in Semi-Logarithmic Scale
(For Total T3 values) (Safety Population)

Subject ID/Random Number:



@: Subjects excluded from PK Population;
Treatment A: 12 tablets of 50 µg of levothyroxine; Treatment B: 6 tablets of 100 µg of levothyroxine;
Treatment C: 3 tablets of 200 µg of levothyroxine.
Source: listing 16.2.5.3

/project24/ep/blinded/e210898_merc/stats/versioncontrol/primary/scripts/program/main/TFL programs/figures/figure
15.4.2.12.sas

10DEC2014 00:20



Levothyroxine
EMR 200125-002

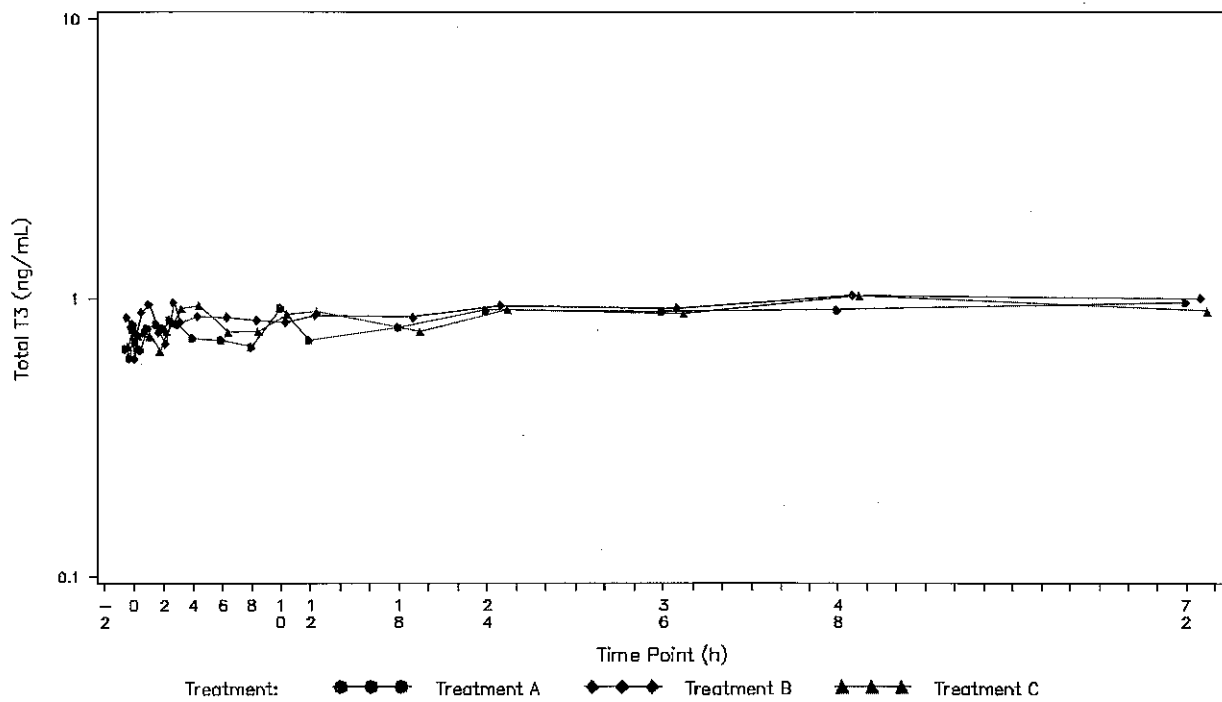
Dosage Form Proportion: ... ions (50 µg, 100 µg, and 200 µg Tablets) in Fasted State
EMR200125-002 Page 623 of 658

Merck Serono
EMR 200125-002

Page 15 of 42
Confidential

Figure 15.4.2.12 Concentration-Time Profiles: Individual Concentration versus Actual Time in Semi-Logarithmic Scale (for Total T3 values) (Safety Population)

Subject ID/Random Number:



@: Subjects excluded from PK Population;
Treatment A: 12 tablets of 50 µg of levothyroxine; Treatment B: 6 tablets of 100 µg of levothyroxine;
Treatment C: 3 tablets of 200 µg of levothyroxine.
Source: listing 16.2.5.3

/project24/ep/blinded/e210898_merc/stats/versioncontrol/primary/scripts/program/main/TFL programs/figures/figure
15.4.2.12.sas

10DEC2014 00:20



Levothyroxine
EMR 200125-002

Dosage Form Proportions: EMR200125-002 Page 624 of 658

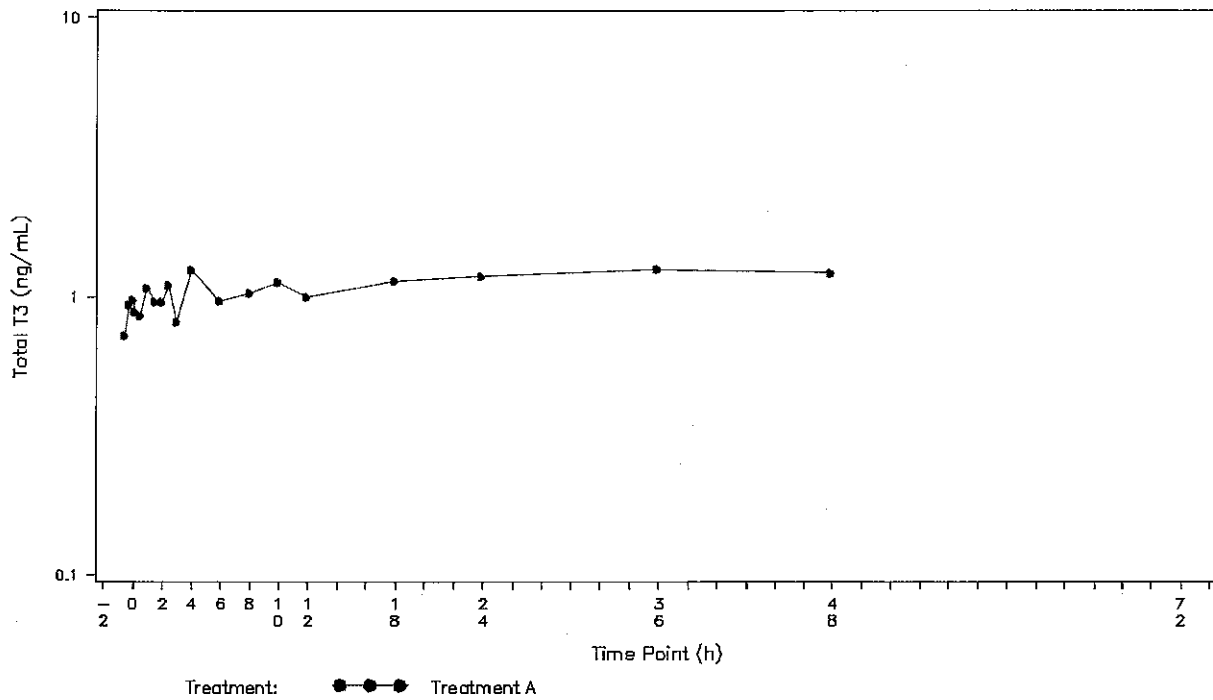
ions (50 µg, 100 µg, and 200 µg Tablets) in Fasted State

Merck Serono
EMR 200125-002

Page 16 of 42
Confidential

Figure 15.4.2.12 Concentration-Time Profiles: Individual Concentration versus Actual Time in Semi-Logarithmic Scale (for Total T3 values) (Safety Population)

Subject ID/Random Number:



0: Subjects excluded from PK Population;
Treatment A: 12 tablets of 50 µg of levothyroxine; Treatment B: 6 tablets of 100 µg of levothyroxine;
Treatment C: 3 tablets of 200 µg of levothyroxine.
Source: listing 16.2.5.3

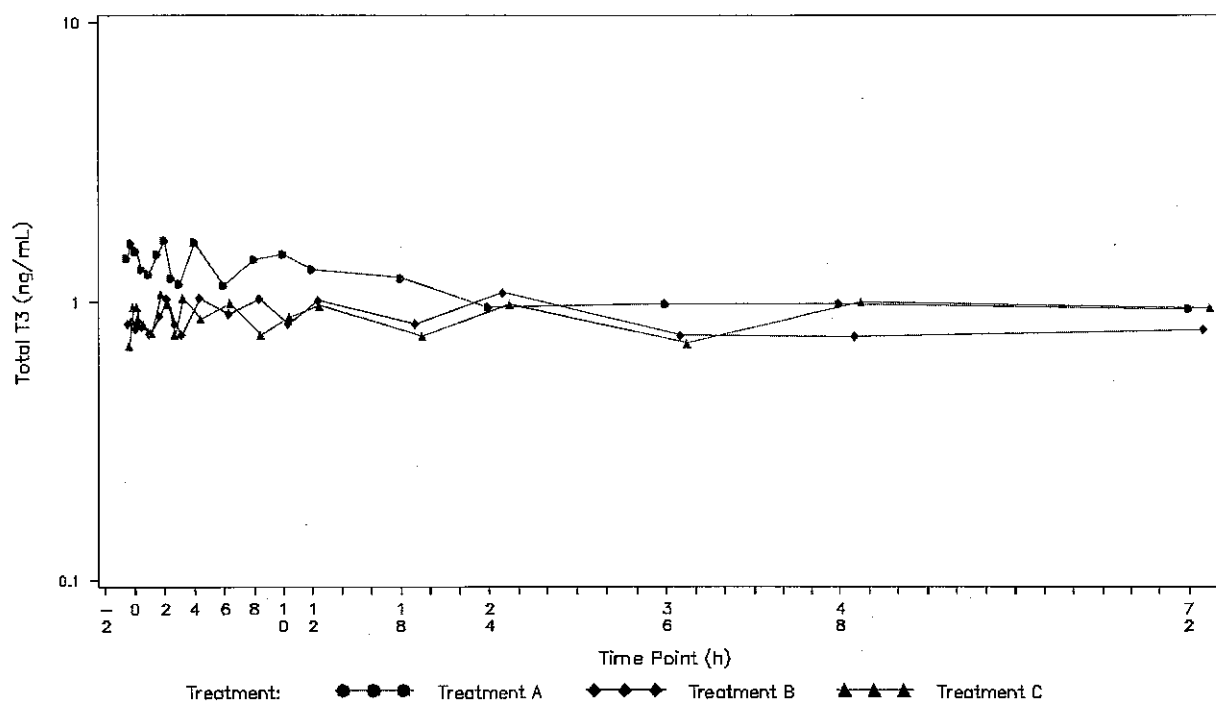
/project24/ep/blinded/e210898_merc/stats/versioncontrol/primary/scripts/program/main/TFL programs/figures/figure
15.4.2.12.sas

10DEC2014 00:20



Figure 15.4.2.12 Concentration-Time Profiles: Individual Concentration versus Actual Time in Semi-Logarithmic Scale (for Total T3 values) (Safety Population)

Subject ID/Random Number:



@: Subjects excluded from PK Population;
Treatment A: 12 tablets of 50 µg of levothyroxine; Treatment B: 6 tablets of 100 µg of levothyroxine;
Treatment C: 3 tablets of 200 µg of levothyroxine.
Source: listing 16.2.5.3

/project24/ep/blinded/e210898_merc/stats/versioncontrol/primary/scripts/program/main/TFL programs/figures/figure 15.4.2.12.sas

10DEC2014 00:20



Levothyroxine
EMR 200125-002

Dosage Form Proportion
State

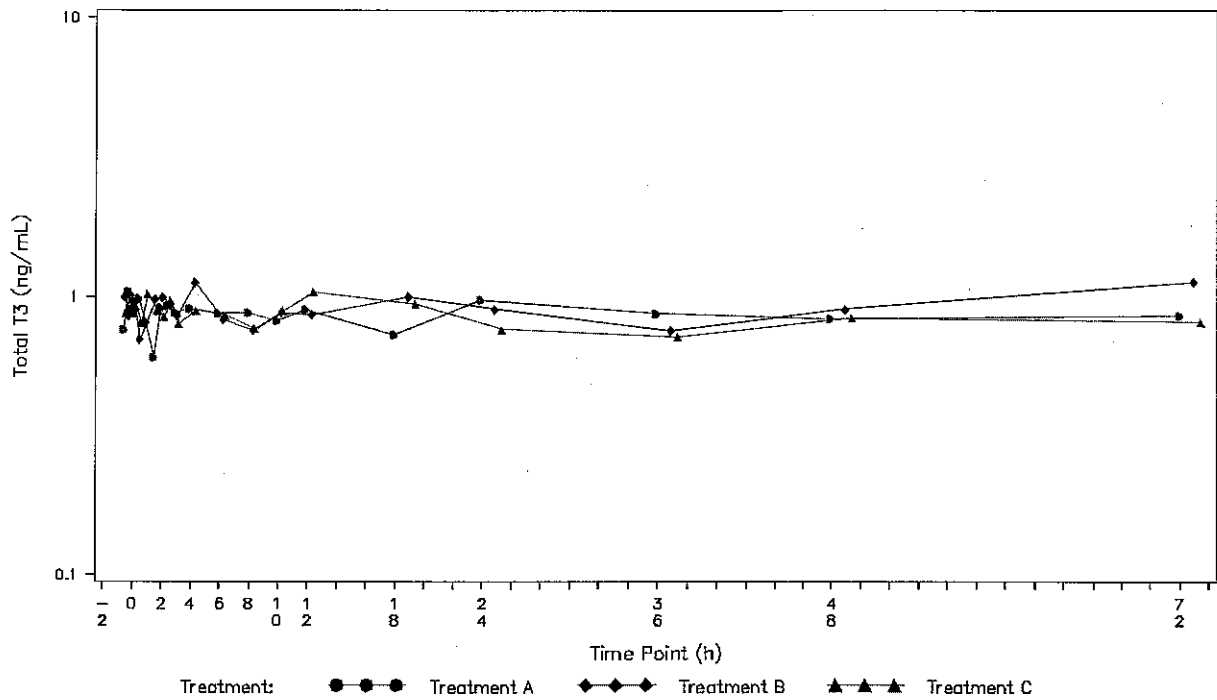
ions (50 µg, 100 µg, and 200 µg Tablets) in Fasted
EMR200125-002 Page 626 of 658

Merck Serono
EMR 200125-002

Page 18 of 42
Confidential

Figure 15.4.2.12 Concentration-Time Profiles: Individual Concentration versus Actual Time in Semi-Logarithmic Scale
(for Total T3 values) (Safety Population)

Subject ID/Random Number:



@: Subjects excluded from PK Population;
Treatment A: 12 tablets of 50 µg of levothyroxine; Treatment B: 6 tablets of 100 µg of levothyroxine;
Treatment C: 3 tablets of 200 µg of levothyroxine.
Source: listing 16.2.5.3

/project24/ep/blinded/e210898_merc/stats/versioncontrol/primary/scripts/program/main/TFL programs/figures/figure
15.4.2.12.sas

10DEC2014 00:20



Levothyroxine
EMR 200125-002

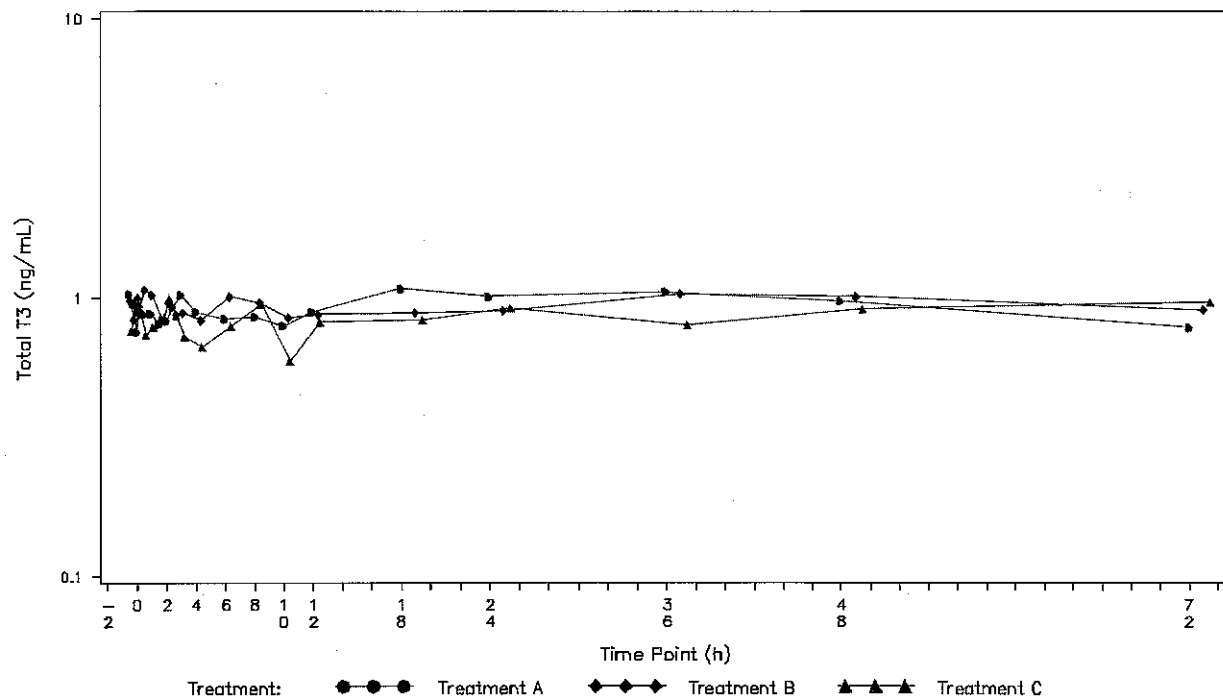
Dosage Form Proportion: ... ions (50 µg, 100 µg, and 200 µg Tablets) in Fasted State
EMR200125-002 Page 627 of 658

Merck Serono
EMR 200125-002

Page 19 of 42
Confidential

Figure 15.4.2.12 Concentration-Time Profiles: Individual Concentration versus Actual Time in Semi-Logarithmic Scale (for Total T3 values) (Safety Population)

Subject ID/Random Number:



@: Subjects excluded from PK Population;
Treatment A: 12 tablets of 50 µg of levothyroxine; Treatment B: 6 tablets of 100 µg of levothyroxine;
Treatment C: 3 tablets of 200 µg of levothyroxine.
Source: listing 16.2.5.3

/project24/ep/blinded/e210898_merc/stats/versioncontrol/primary/scripts/program/main/TFL programs/figures/figure
15.4.2.12.sas

10DEC2014 00:20



Levothyroxine
EMR 200125-002

Dosage Form Proportions
State

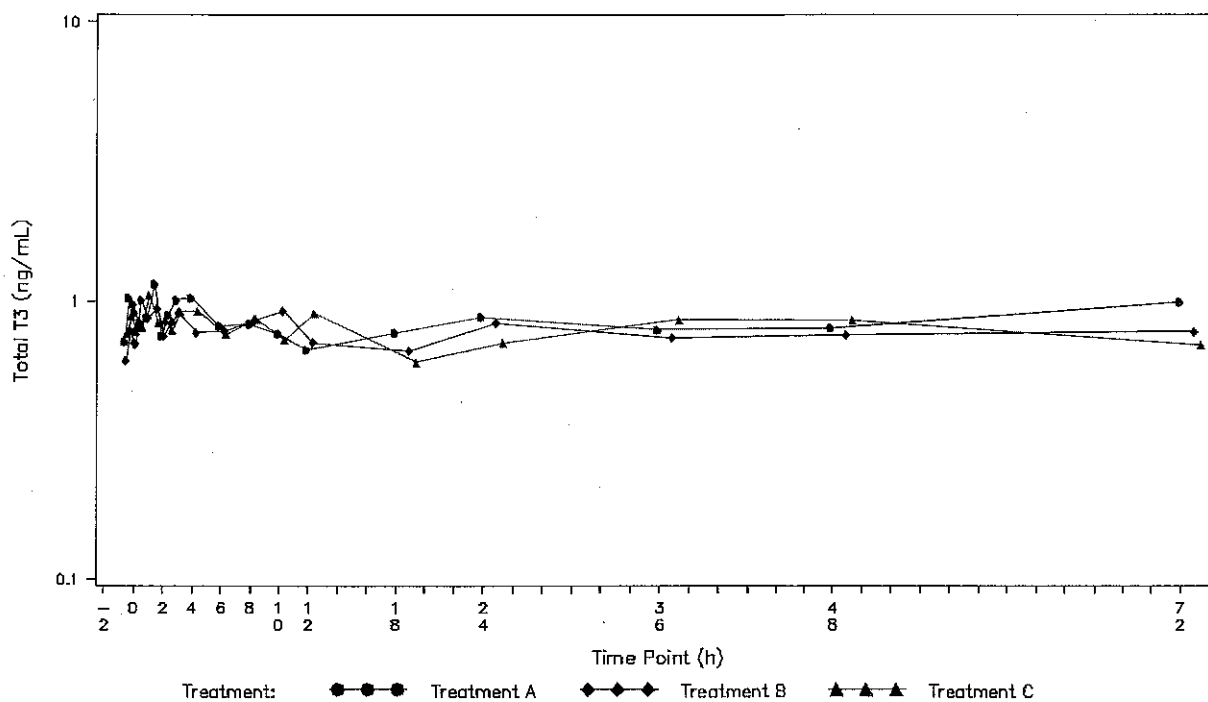
EMR200125-002 Page 628 of 658 (50 µg, 100 µg, and 200 µg Tablets) in Fasted State

Merck Serono
EMR 200125-002

Page 20 of 42
Confidential

Figure 15.4.2.12 Concentration-Time Profiles: Individual Concentration versus Actual Time in Semi-Logarithmic Scale (for Total T3 values) (Safety Population)

Subject ID/Random Number:



0: Subjects excluded from PK Population;
Treatment A: 12 tablets of 50 µg of levothyroxine; Treatment B: 6 tablets of 100 µg of levothyroxine;
Treatment C: 3 tablets of 200 µg of levothyroxine.
Source: listing 16.2.5.3

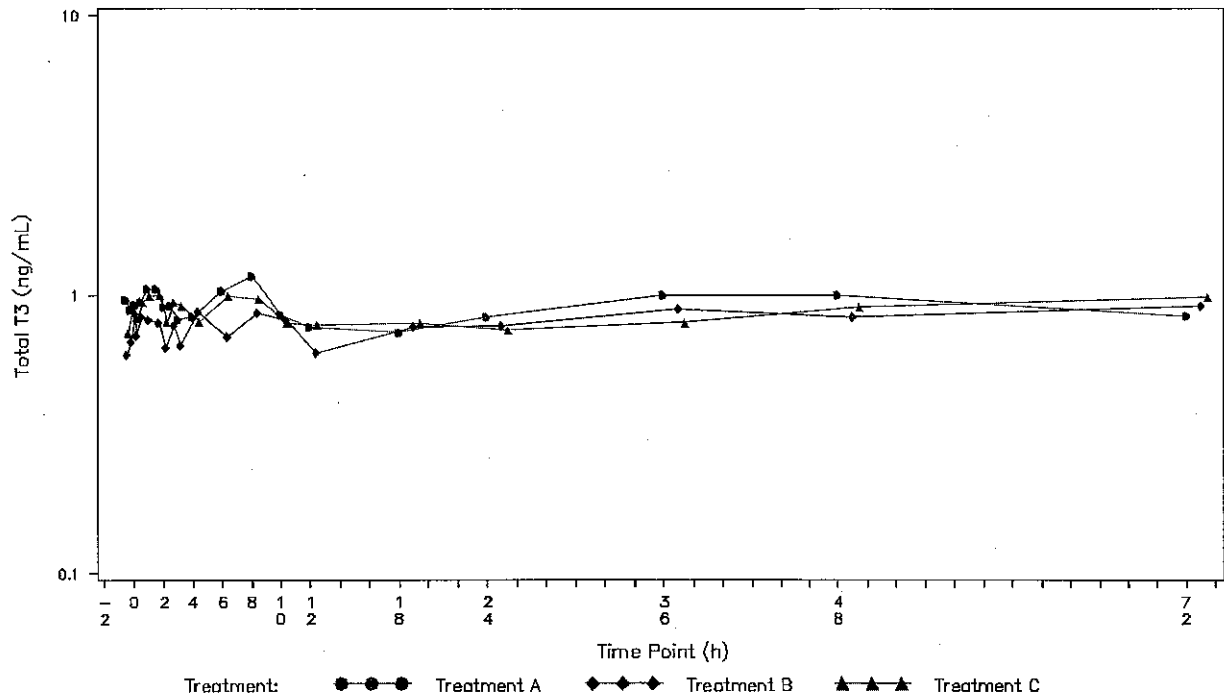
/project24/ep/blinded/e210898_merc/stats/versioncontrol/primary/scripts/program/main/TFL programs/figures/figure
15.4.2.12.sas

10DEC2014 00:20



Figure 15.4.2.12 Concentration-Time Profiles: Individual Concentration versus Actual Time in Semi-Logarithmic Scale (for Total T3 values) (Safety Population)

Subject ID/Random Number:



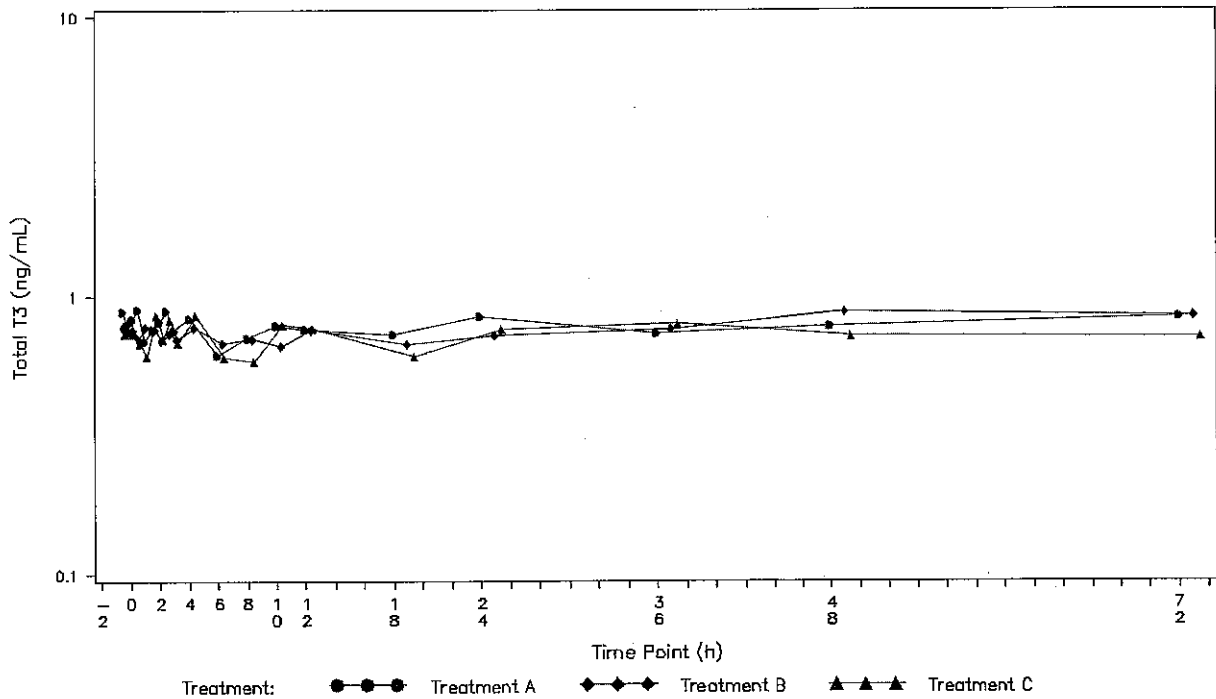
@:Subjects excluded from PK Population;
Treatment A: 12 tablets of 50 µg of levothyroxine; Treatment B: 6 tablets of 100 µg of levothyroxine;
Treatment C: 3 tablets of 200 µg of levothyroxine.
Source: listing 16.2.5.3

/project24/ep/blinded/e210898_merc/stats/versioncontrol/primary/scripts/program/main/TFL programs/figures/figure
15.4.2.12.sas

10DEC2014 00:20

Figure 15.4.2.12 Concentration-Time Profiles: Individual Concentration versus Actual Time in Semi-Logarithmic Scale (for Total T3 values) (Safety Population)

Subject ID/Random Number:



@:Subjects excluded from PK Population;
Treatment A: 12 tablets of 50 µg of levothyroxine; Treatment B: 6 tablets of 100 µg of levothyroxine;
Treatment C: 3 tablets of 200 µg of levothyroxine.
Source: listing 16.2.5.3

/project24/ep/blinded/e210898_merc/stats/versioncontrol/primary/scripts/program/main/TFL programs/figures/figure
15.4.2.12.sas

10DEC2014 00:20



Levothyroxine
EMR 200125-002

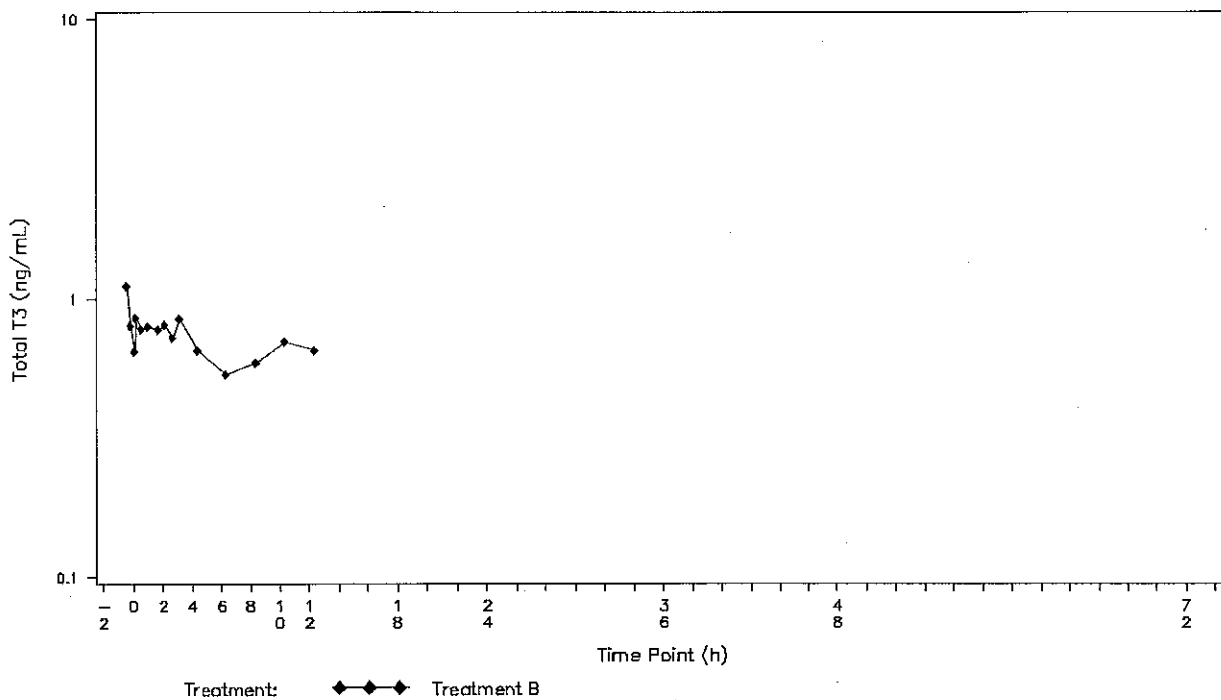
Dosage Form Proportions: ... ions (50 µg, 100 µg, and 200 µg Tablets) in Fasted State
EMR200125-002 Page 631 of 658

Page 23 of 42
Confidential

Merck Serono
EMR 200125-002

Figure 15.4.2.12 Concentration-Time Profiles: Individual Concentration versus Actual Time in Semi-Logarithmic Scale (for Total T3 values) (Safety Population)

Subject ID/Random Number:



0: Subjects excluded from PK Population;
Treatment A: 12 tablets of 50 µg of levothyroxine; Treatment B: 6 tablets of 100 µg of levothyroxine;
Treatment C: 3 tablets of 200 µg of levothyroxine.
Source: listing 16.2.5.3

/project24/ep/blinded/e210898_merc/stats/versioncontrol/primary/scripts/program/main/TFL programs/figures/figure
15.4.2.12.sas

10DEC2014 00:20



Levothyroxine
EMR 200125-002

Dosage Form Proportions (50 µg, 100 µg, and 200 µg Tablets) in Fasted State
EMR200125-002 Page 632 of 658

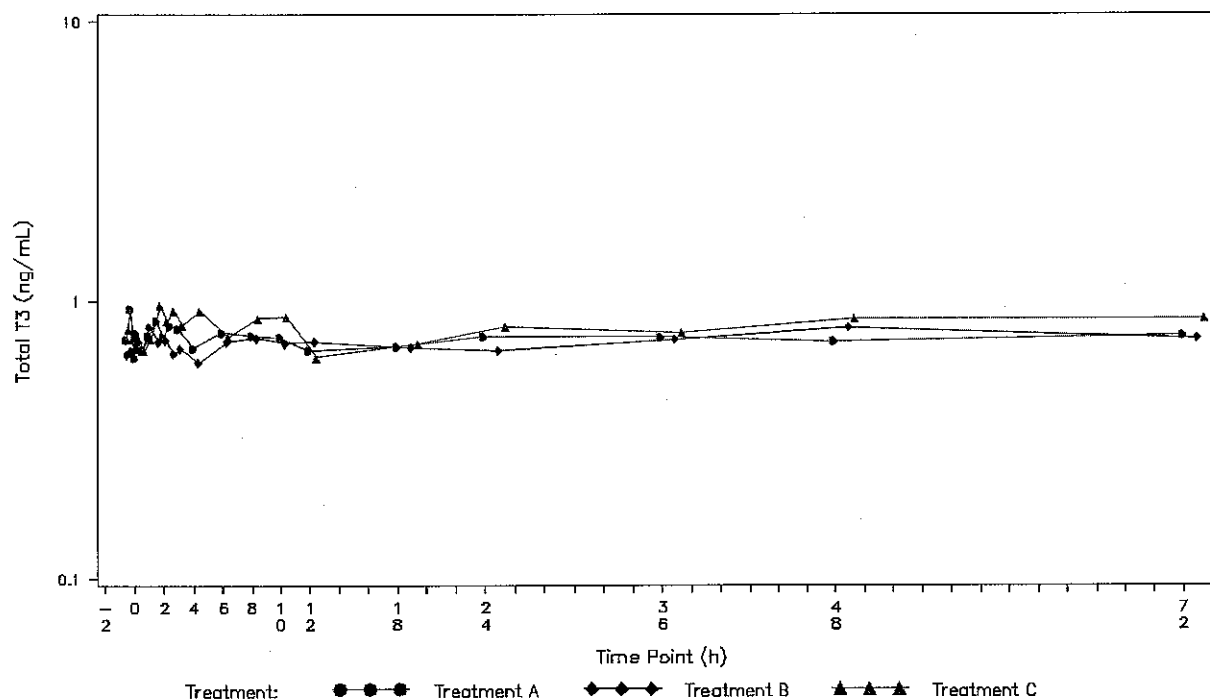
Page 24 of 42

Merck Serono
EMR 200125-002

Confidential

Figure 15.4.2.12 Concentration-Time Profiles: Individual Concentration versus Actual Time in Semi-Logarithmic Scale (for Total T3 values) (Safety Population)

Subject ID/Random Number:



@:Subjects excluded from PK Population;

Treatment A: 12 tablets of 50 µg of levothyroxine; Treatment B: 6 tablets of 100 µg of levothyroxine;

Treatment C: 3 tablets of 200 µg of levothyroxine.

Source: listing 16.2.5.3

/project24/ep/blinded/e210898_merc/stats/versioncontrol/primary/scripts/program/main/TFL programs/figures/figure
15.4.2.12.sas

10DEC2014 00:20



Levothyroxine
EMR 200125-002

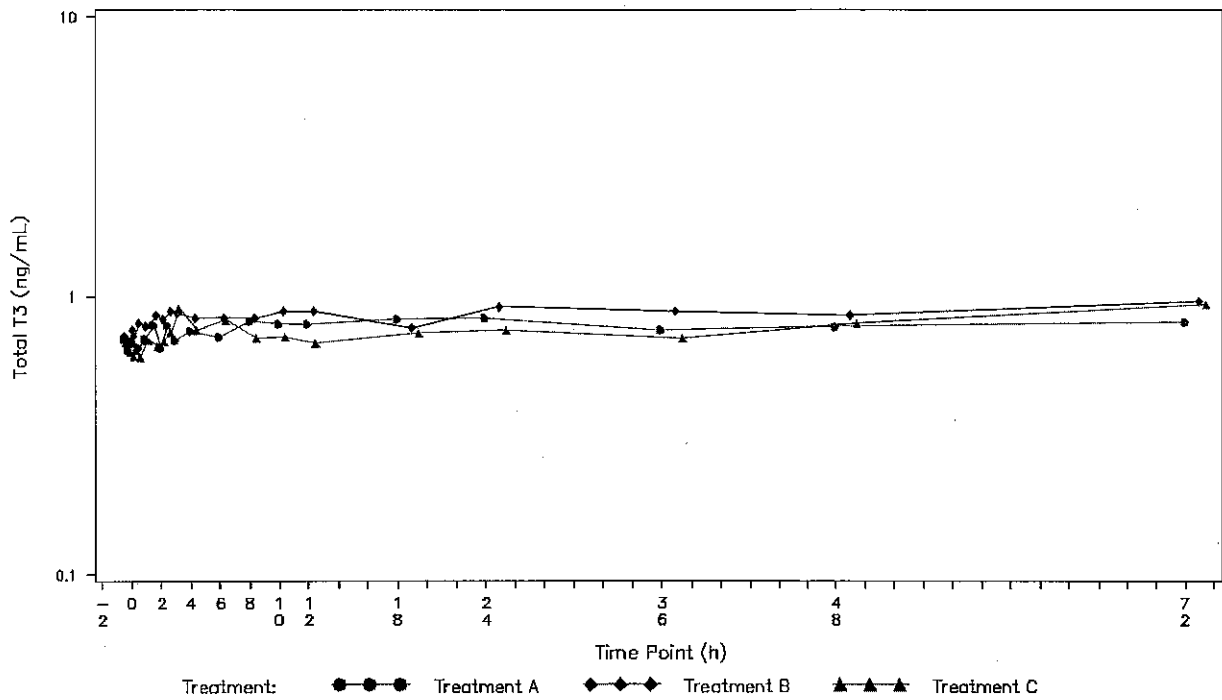
Dosage Form Proportions: 100 µg, 200 µg, and 300 µg Tablets in Fasted State
EMR200125-002 Page 633 of 658

Merck Serono
EMR 200125-002

Page 25 of 42
Confidential

Figure 15.4.2.12 Concentration-Time Profiles: Individual Concentration versus Actual Time in Semi-Logarithmic Scale (for Total T3 values) (Safety Population)

Subject ID/Random Number:



@: Subjects excluded from PK Population;
Treatment A: 12 tablets of 50 µg of levothyroxine; Treatment B: 6 tablets of 100 µg of levothyroxine;
Treatment C: 3 tablets of 200 µg of levothyroxine.
Source: listing 16.2.5.3

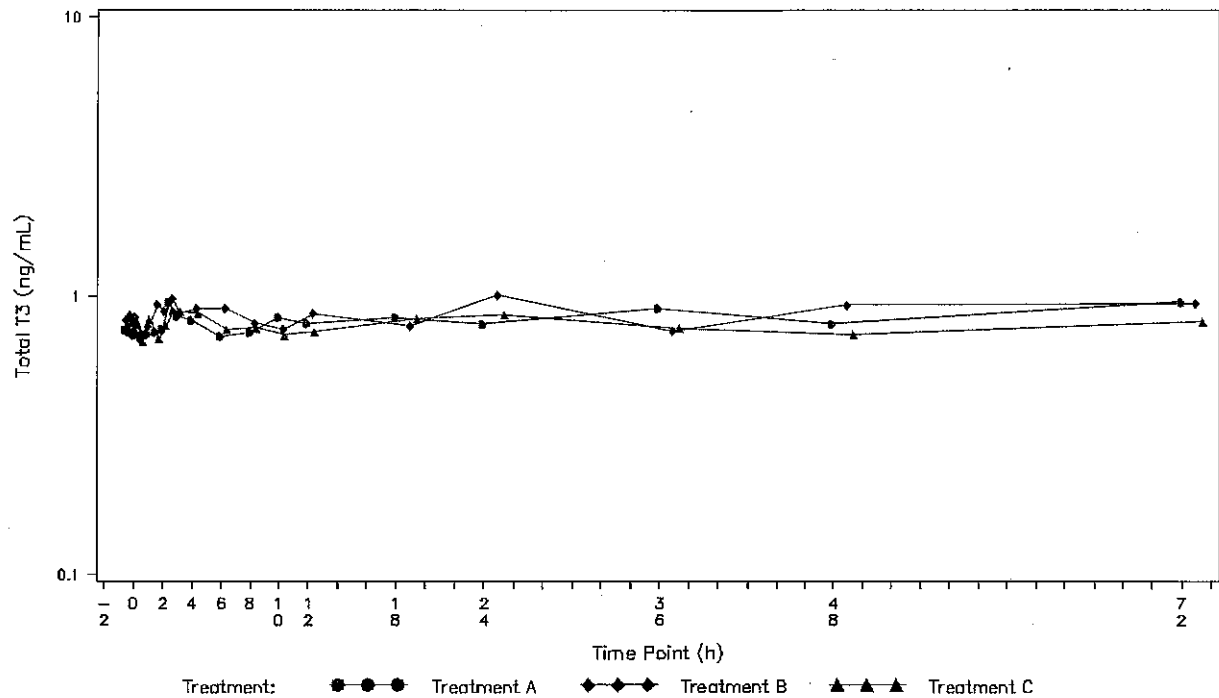
/project24/ep/blinded/e210898_merc/stats/versioncontrol/primary/scripts/program/main/TFL programs/figures/figure
15.4.2.12.sas

10DEC2014 00:20



Figure 15.4.2.12 Concentration-Time Profiles: Individual Concentration versus Actual Time in Semi-Logarithmic Scale (for Total T3 values) (Safety Population)

Subject ID/Random Number:



@:Subjects excluded from PK Population;
Treatment A: 12 tablets of 50 µg of levothyroxine; Treatment B: 6 tablets of 100 µg of levothyroxine;
Treatment C: 3 tablets of 200 µg of levothyroxine.
Source: listing 16.2.5.3

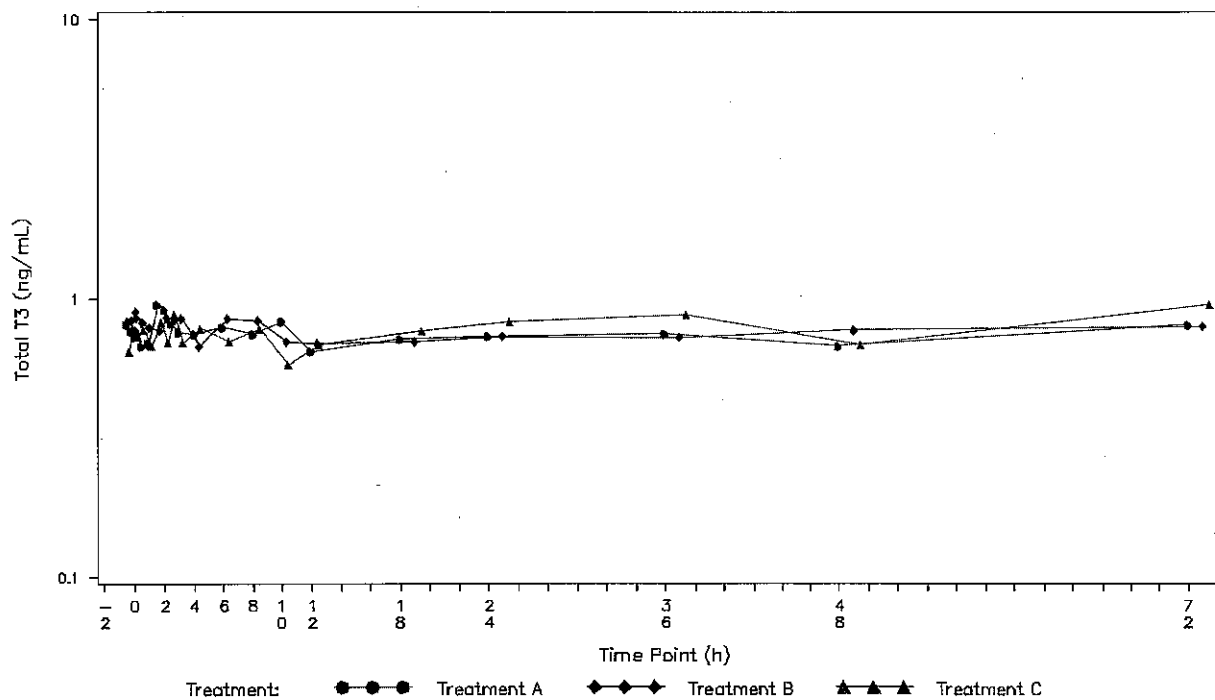
/project24/ep/blinded/e210898_merc/stats/versioncontrol/primary/scripts/program/main/TFL programs/figures/figure
15.4.2.12.sas

10DEC2014 00:20



Figure 15.4.2.12 Concentration-Time Profiles: Individual Concentration versus Actual Time in Semi-Logarithmic Scale (for Total T3 values) (Safety Population)

Subject ID/Random Number:



@: Subjects excluded from PK Population;
Treatment A: 12 tablets of 50 µg of levothyroxine; Treatment B: 6 tablets of 100 µg of levothyroxine;
Treatment C: 3 tablets of 200 µg of levothyroxine.
Source: listing 16.2.5.3

/project24/ep/blinded/e210898_merc/stats/versioncontrol/primary/scripts/program/main/TFL programs/figures/figure
15.4.2.12.sas

10DEC2014 00:20



Levothyroxine
EMR 200125-002

Dosage Form Proportion: ... ions (50 µg, 100 µg, and 200 µg Tablets) in Fasted State
EMR200125-002 Page 636 of 658

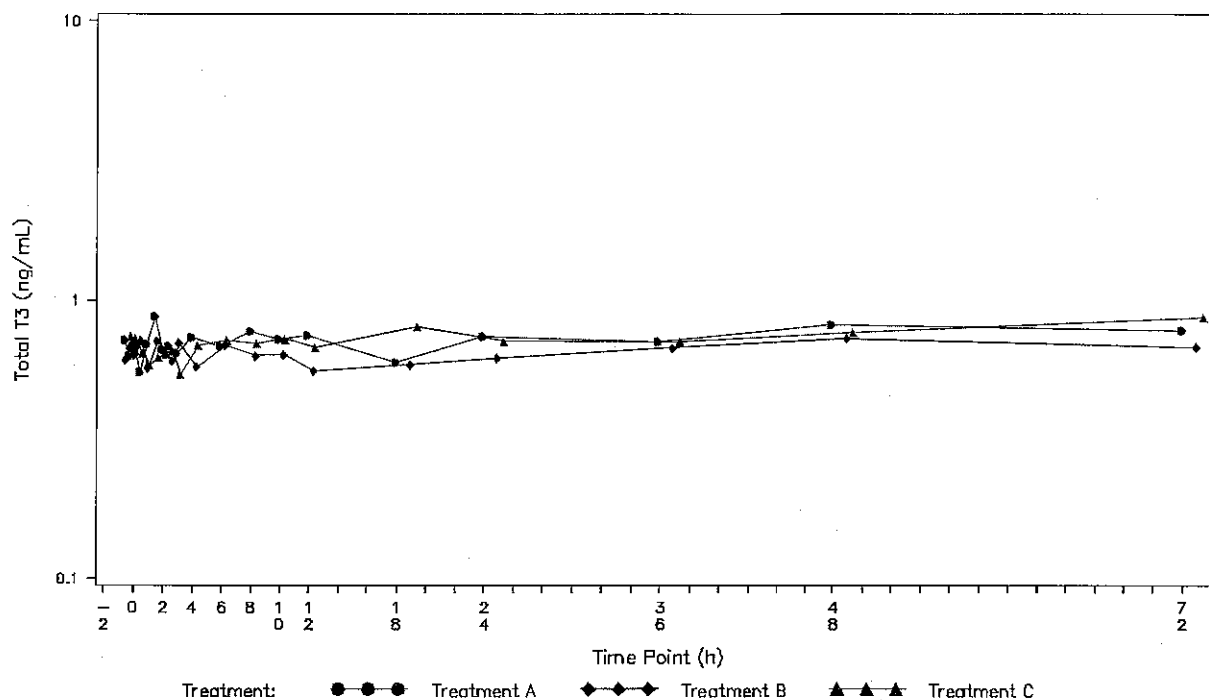
Page 28 of 42

Merck Serono
EMR 200125-002

Confidential

Figure 15.4.2.12 Concentration-Time Profiles: Individual Concentration versus Actual Time in Semi-Logarithmic Scale (for Total T3 values) (Safety Population)

Subject ID/Random Number:



@:Subjects excluded from PK Population;
Treatment A: 12 tablets of 50 µg of levothyroxine; Treatment B: 6 tablets of 100 µg of levothyroxine;
Treatment C: 3 tablets of 200 µg of levothyroxine.
Source: listing 16.2.5.3

/project24/ep/blinded/e210898_merc/stats/versioncontrol/primary/scripts/program/main/TFL programs/Figures/Figure 15.4.2.12.sas

10DEC2014 00:20



Levothyroxine
EMR 200125-002

Dosage Form Proportions: 50 µg, 100 µg, and 200 µg Tablets in Fasted State
EMR200125-002 Page 637 of 658

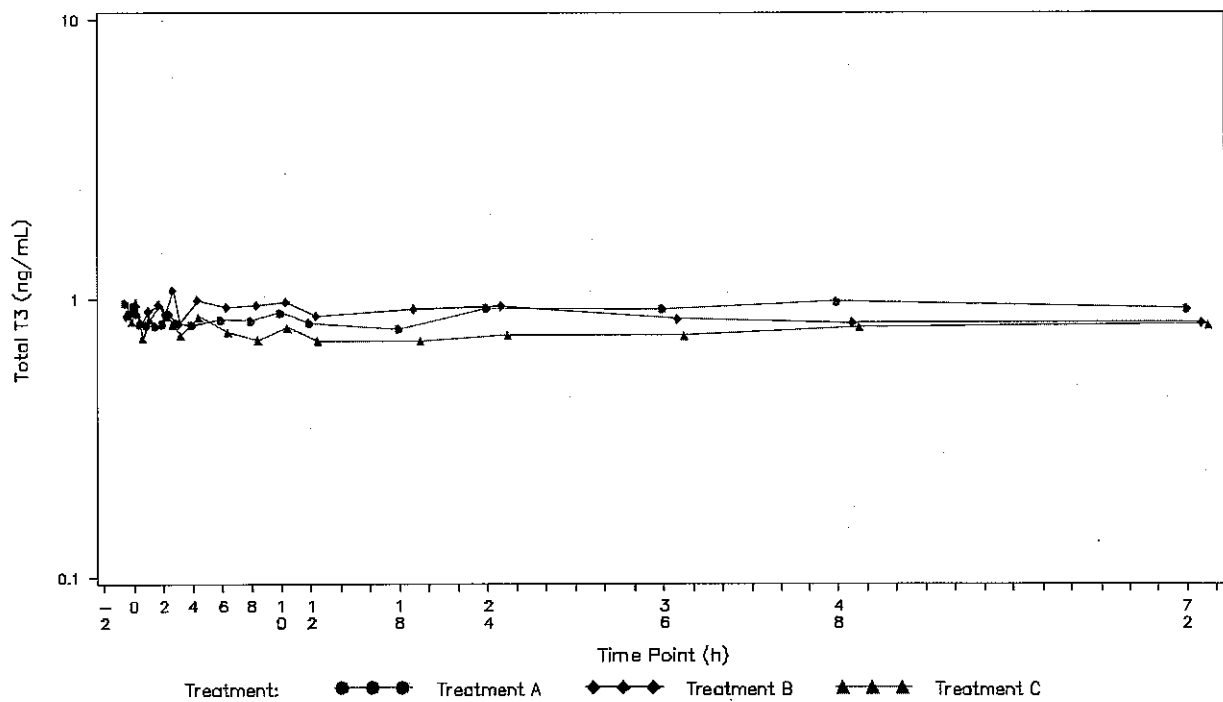
ions (50 µg, 100 µg, and 200 µg Tablets) in Fasted State

Merck Serono
EMR 200125-002

Page 29 of 42
Confidential

Figure 15.4.2.12 Concentration-Time Profiles: Individual Concentration versus Actual Time in Semi-Logarithmic Scale (for Total T3 values) (Safety Population)

Subject ID/Random Number:



@: Subjects excluded from PK Population;

Treatment A: 12 tablets of 50 µg of levothyroxine; Treatment B: 6 tablets of 100 µg of levothyroxine;

Treatment C: 3 tablets of 200 µg of levothyroxine.

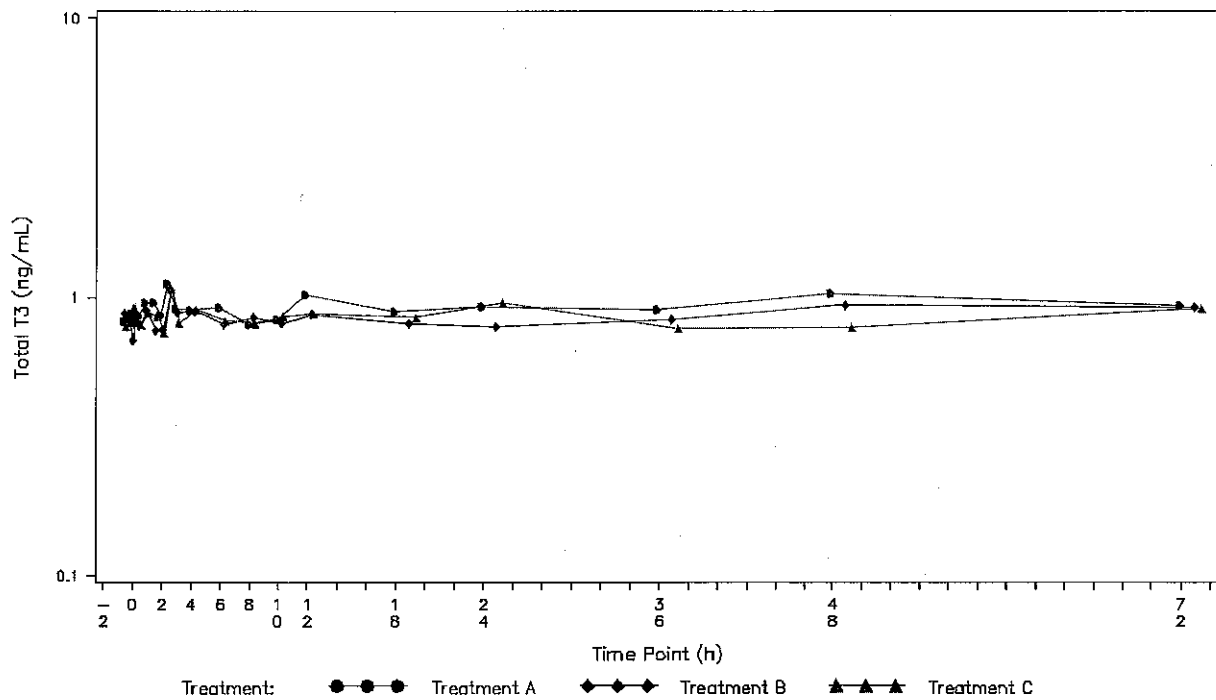
Source: listing 16.2.5.3

/project24/ep/blinded/e210898_merc/stats/versioncontrol/primary/scripts/program/main/TFL programs/figures/figure
15.4.2.12.sas

10DEC2014 00:20

Figure 15.4.2.12 Concentration-Time Profiles: Individual Concentration versus Actual Time in Semi-Logarithmic Scale (for Total T3 values) (Safety Population)

Subject ID/Random Number:



@:Subjects excluded from PK Population;
Treatment A: 12 tablets of 50 µg of levothyroxine; Treatment B: 6 tablets of 100 µg of levothyroxine;
Treatment C: 3 tablets of 200 µg of levothyroxine.
Source: listing 16.2.5.3

/project24/ep/blinded/e210898_merc/stats/versioncontrol/primary/scripts/program/main/TFL programs/figures/figure
15.4.2.12.sas

10DEC2014 00:20



Levothyroxine
EMR 200125-002

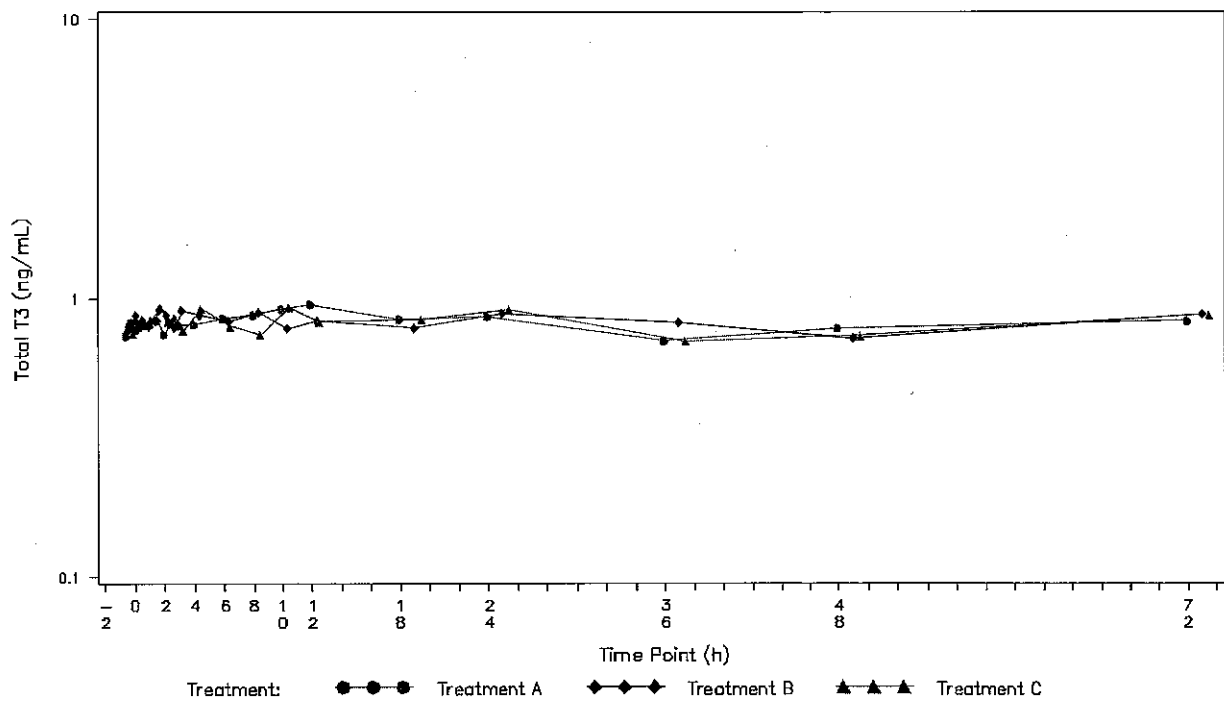
Dosage Form Proportion: ... ions (50 µg, 100 µg, and 200 µg Tablets) in Fasted State
EMR200125-002 Page 639 of 658

Merck Serono
EMR 200125-002

Page 31 of 42
Confidential

Figure 15.4.2.12 Concentration-Time Profiles: Individual Concentration versus Actual Time in Semi-Logarithmic Scale (for Total T3 values) (Safety Population)

Subject ID/Random Number:



@: Subjects excluded from PK Population;
Treatment A: 12 tablets of 50 µg of levothyroxine; Treatment B: 6 tablets of 100 µg of levothyroxine;
Treatment C: 3 tablets of 200 µg of levothyroxine.
Source: listing 16.2.5.3

/project24/ep/blinded/e210898_merc/stats/versioncontrol/primary/scripts/program/main/TFL programs/figures/figure
15.4.2.12.sas

10DEC2014 00:20



Levothyroxine
EMR 200125-002

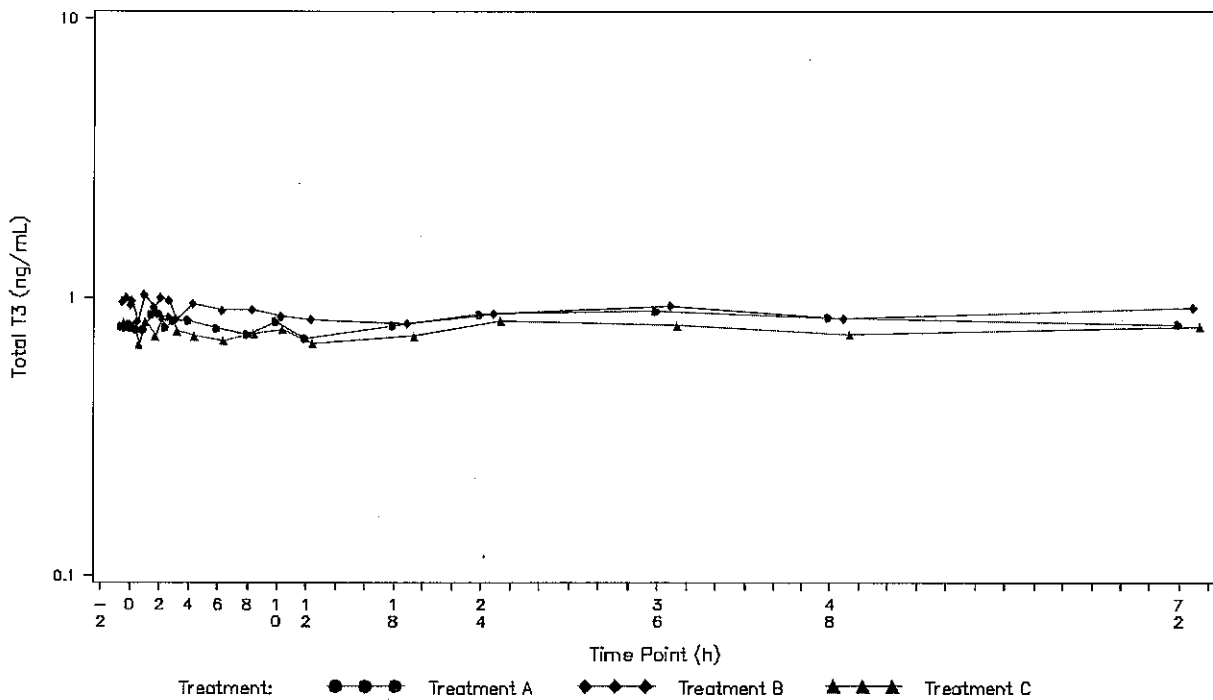
Dosage Form Proportions: 50 µg, 100 µg, and 200 µg Tablets in Fasted State
EMR200125-002 Page 640 of 658

Merck Serono
EMR 200125-002

Page 32 of 42
Confidential

Figure 15.4.2.12 Concentration-Time Profiles: Individual Concentration versus Actual Time in Semi-Logarithmic Scale (for Total T3 values) (Safety Population)

Subject ID/Random Number:



@:Subjects excluded from PK Population;
Treatment A: 12 tablets of 50 µg of levothyroxine; Treatment B: 6 tablets of 100 µg of levothyroxine;
Treatment C: 3 tablets of 200 µg of levothyroxine.
Source: listing 16.2.5.3

/project24/ep/blinded/e210898_merc/stats/versioncontrol/primary/scripts/program/main/TFL programs/figures/figure
15.4.2.12.sas

10DEC2014 00:20



Levothyroxine
EMR 200125-002

Dosage Form Proportion:
State

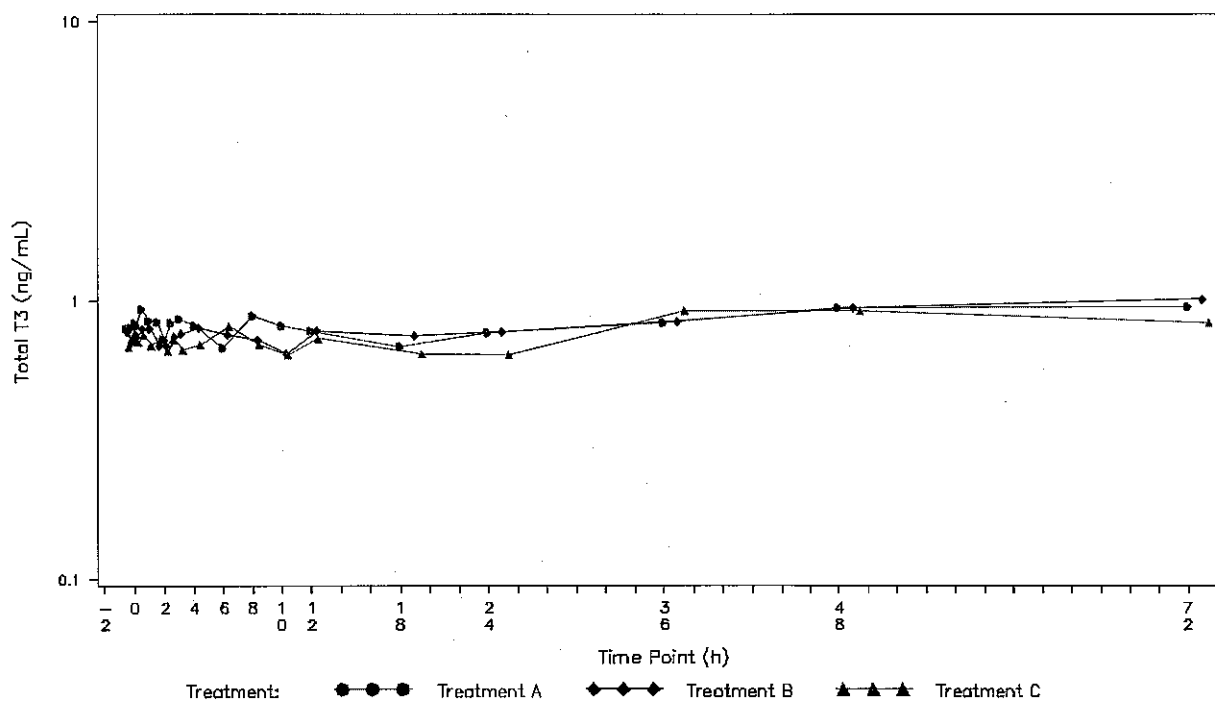
ions (50 µg, 100 µg, and 200 µg Tablets) in Fasted
EMR200125-002 Page 641 of 658

Merck Serono
EMR 200125-002

Page 33 of 42
Confidential

Figure 15.4.2.12 Concentration-Time Profiles: Individual Concentration versus Actual Time in Semi-Logarithmic Scale
(for Total T3 values) (Safety Population)

Subject ID/Random Number:



@:Subjects excluded from PK Population;

Treatment A: 12 tablets of 50 µg of levothyroxine; Treatment B: 6 tablets of 100 µg of levothyroxine;
Treatment C: 3 tablets of 200 µg of levothyroxine.

Source: listing 16.2.5.3

/project24/ep/blinded/e210898_merc/stats/versioncontrol/primary/scripts/program/main/TFL programs/figures/figure
15.4.2.12.sas

10DEC2014 00:20



Levothyroxine
EMR 200125-002

Dosage Form Proportion:
State

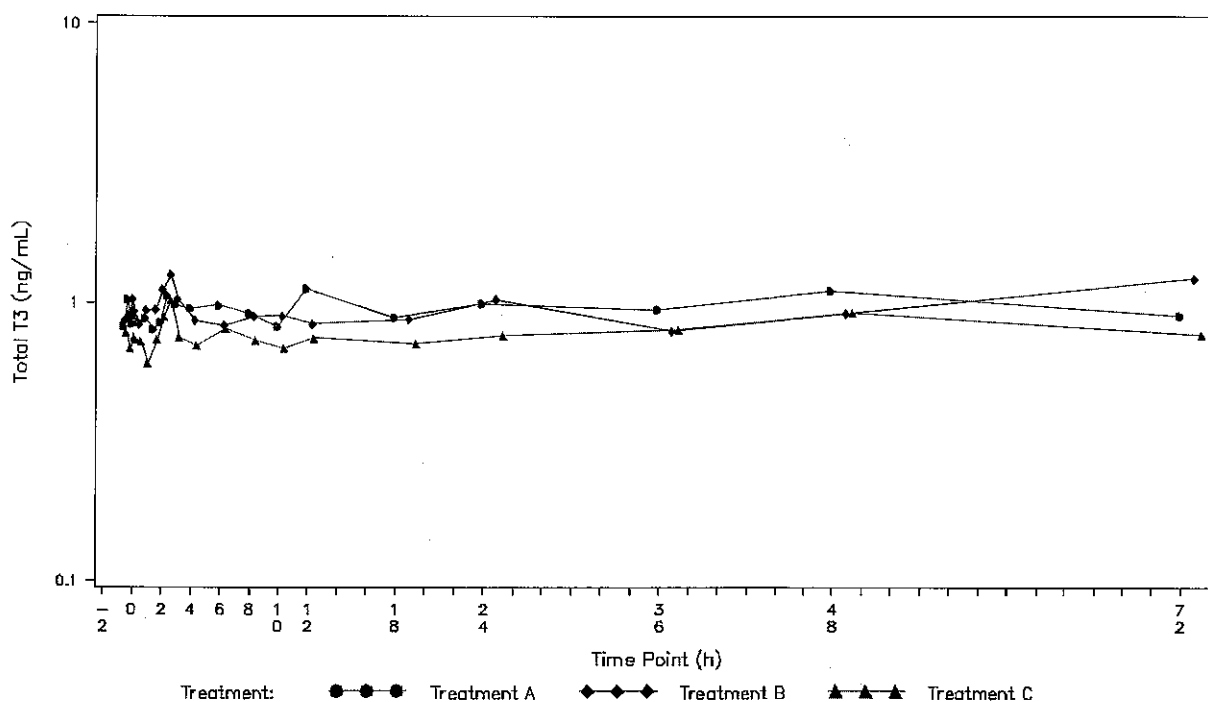
ions (50 µg, 100 µg, and 200 µg Tablets) in Fasted
EMR200125-002 Page 642 of 658

Merck Serono
EMR 200125-002

Page 34 of 42
Confidential

Figure 15.4.2.12 Concentration-Time Profiles: Individual Concentration versus Actual Time in Semi-Logarithmic Scale
(for Total T3 values) (Safety Population)

Subject ID/Random Number:



@:Subjects excluded from PK Population;
Treatment A: 12 tablets of 50 µg of levothyroxine; Treatment B: 6 tablets of 100 µg of levothyroxine;
Treatment C: 3 tablets of 200 µg of levothyroxine.
Source: listing 16.2.5.3

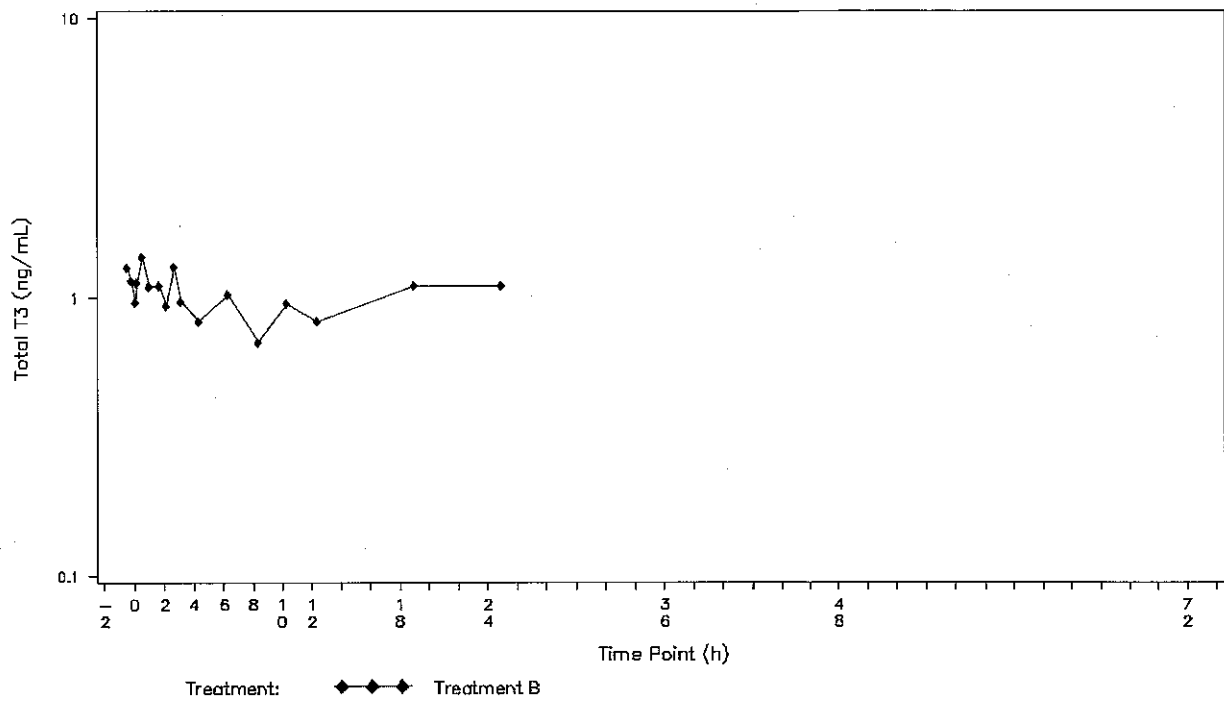
/project24/ep/blinded/e210898_merc/stats/versioncontrol/primary/scripts/program/main/TFL programs/figures/figure
15.4.2.12.sas

10DEC2014 00:20

Merck Serono
EMR 200125-002

Figure 15.4.2.12 Concentration-Time Profiles: Individual Concentration versus Actual Time in Semi-Logarithmic Scale (for Total T3 values) (Safety Population)

Subject ID/Random Number:



@:Subjects excluded from PK Population;
Treatment A: 12 tablets of 50 µg of levothyroxine; Treatment B: 6 tablets of 100 µg of levothyroxine;
Treatment C: 3 tablets of 200 µg of levothyroxine.
Source: listing 16.2.5.3

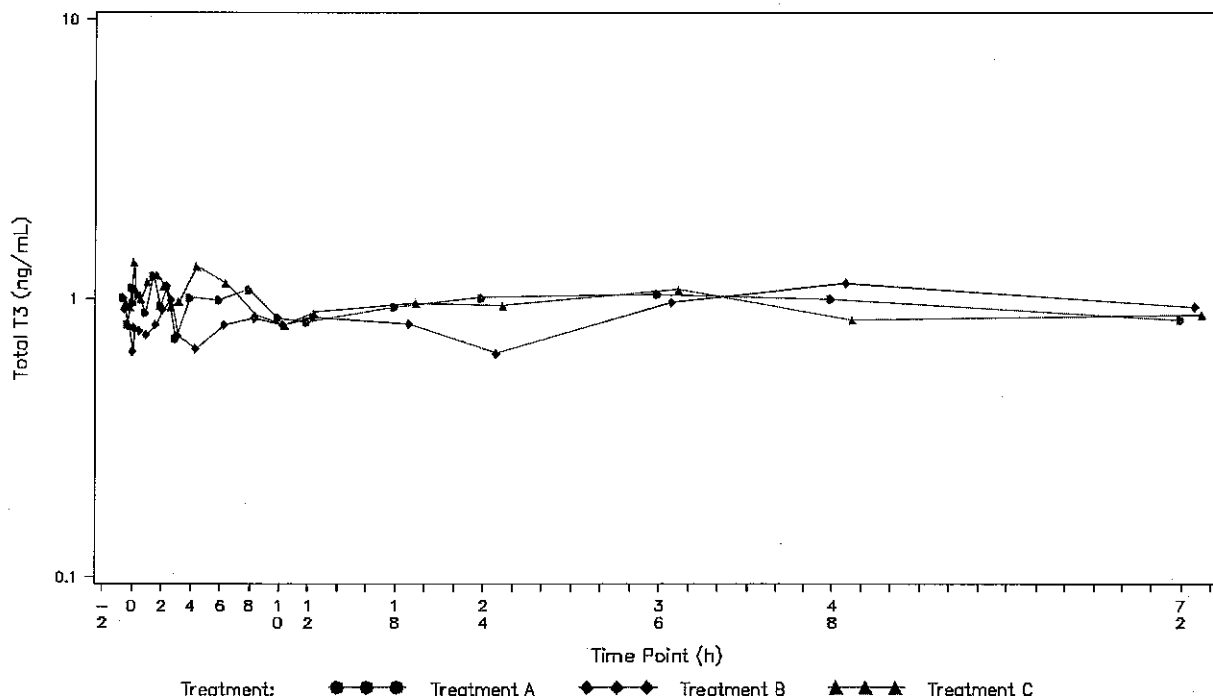
/project24/ep/blinded/e210898_merc/stats/versioncontrol/primary/scripts/program/main/TPL programs/figures/figure
15.4.2.12.sas

10DEC2014 00:20



Figure 15.4.2.12 Concentration-Time Profiles: Individual Concentration versus Actual Time in Semi-Logarithmic Scale
(for Total T3 values) (Safety Population)

Subject ID/Random Number



@:Subjects excluded from PK Population;
Treatment A: 12 tablets of 50 µg of levothyroxine; Treatment B: 6 tablets of 100 µg of levothyroxine;
Treatment C: 3 tablets of 200 µg of levothyroxine.
Source: listing 16.2.5.3

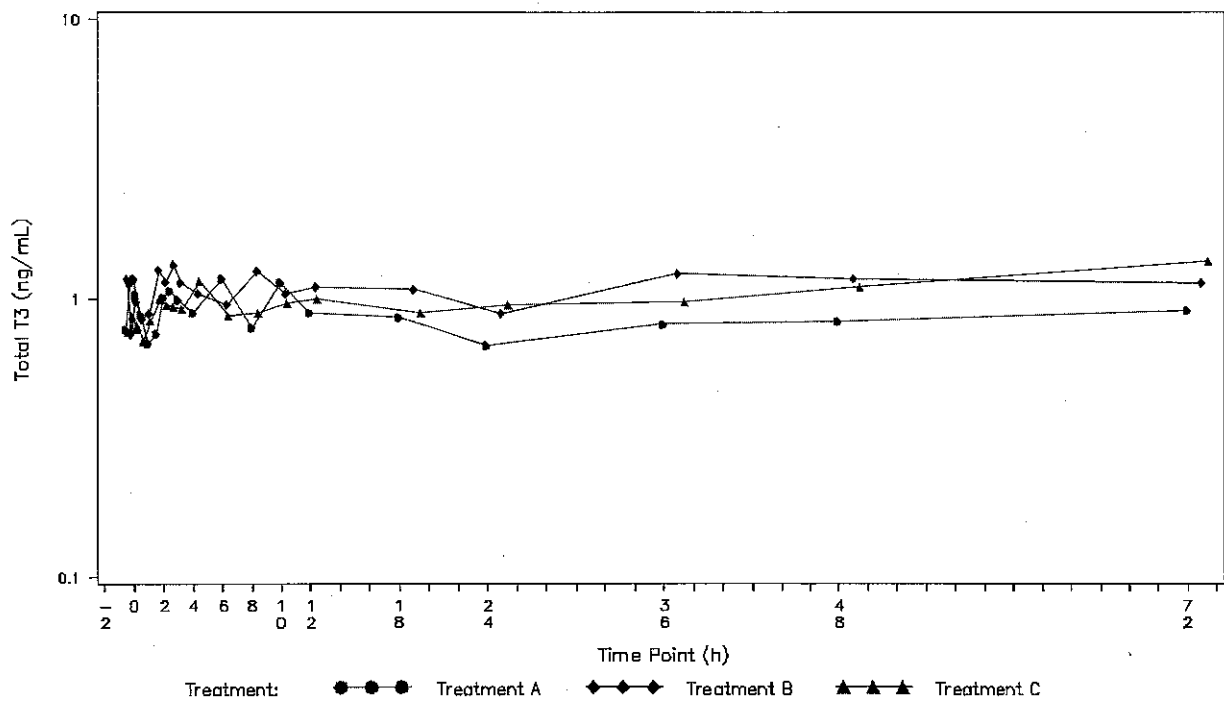
/project24/ep/blinded/e210898_merc/stats/versioncontrol/primary/scripts/program/main/TFL programs/figures/figure
15.4.2.12.sas

10DEC2014 00:20



Figure 15.4.2.12 Concentration-Time Profiles: Individual Concentration versus Actual Time in Semi-Logarithmic Scale (for Total T3 values) (Safety Population)

Subject ID/Random Number:



@:Subjects excluded from PK Population;
Treatment A: 12 tablets of 50 µg of levothyroxine; Treatment B: 6 tablets of 100 µg of levothyroxine;
Treatment C: 3 tablets of 200 µg of levothyroxine.
Source: listing 16.2.5.3

/project24/ep/blinded/e210898_merc/stats/versioncontrol/primary/scripts/program/main/TFL programs/figures/figure
15.4.2.12.sas

10DEC2014 00:20



Levothyroxine
EMR 200125-002

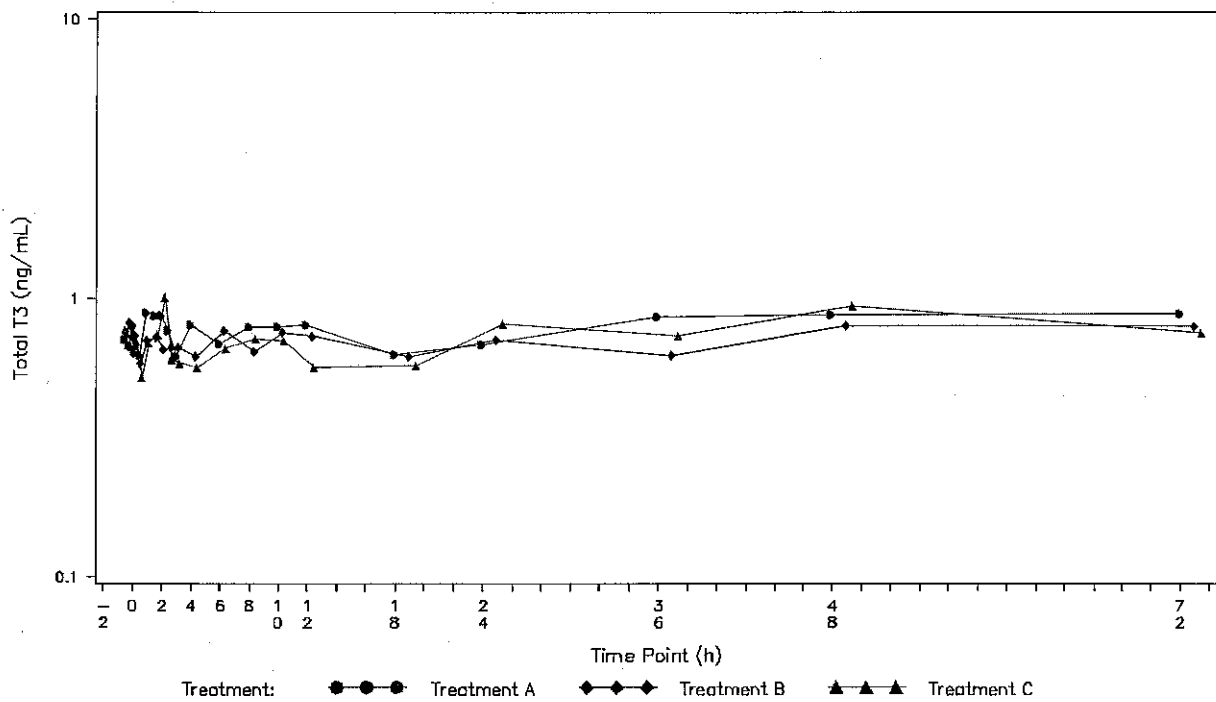
Dosage Form Proportions: 50 µg, 100 µg, and 200 µg Tablets in Fasted State
EMR200125-002 Page 646 of 658

Merck Serono
EMR 200125-002

Page 38 of 42
Confidential

Figure 15.4.2.12 Concentration-Time Profiles: Individual Concentration versus Actual Time in Semi-Logarithmic Scale (for Total T3 values) (Safety Population)

Subject ID/Random Number:



@: Subjects excluded from PK Population;
Treatment A: 12 tablets of 50 µg of levothyroxine; Treatment B: 6 tablets of 100 µg of levothyroxine;
Treatment C: 3 tablets of 200 µg of levothyroxine.
Source: listing 16.2.5.3

/project24/ep/blinded/e210898_merc/stats/versioncontrol/primary/scripts/program/main/TFL programs/figures/figure
15.4.2.12.sas

10DEC2014 00:20



Levothyroxine
EMR 200125-002

Dosage Form Proportion:
State

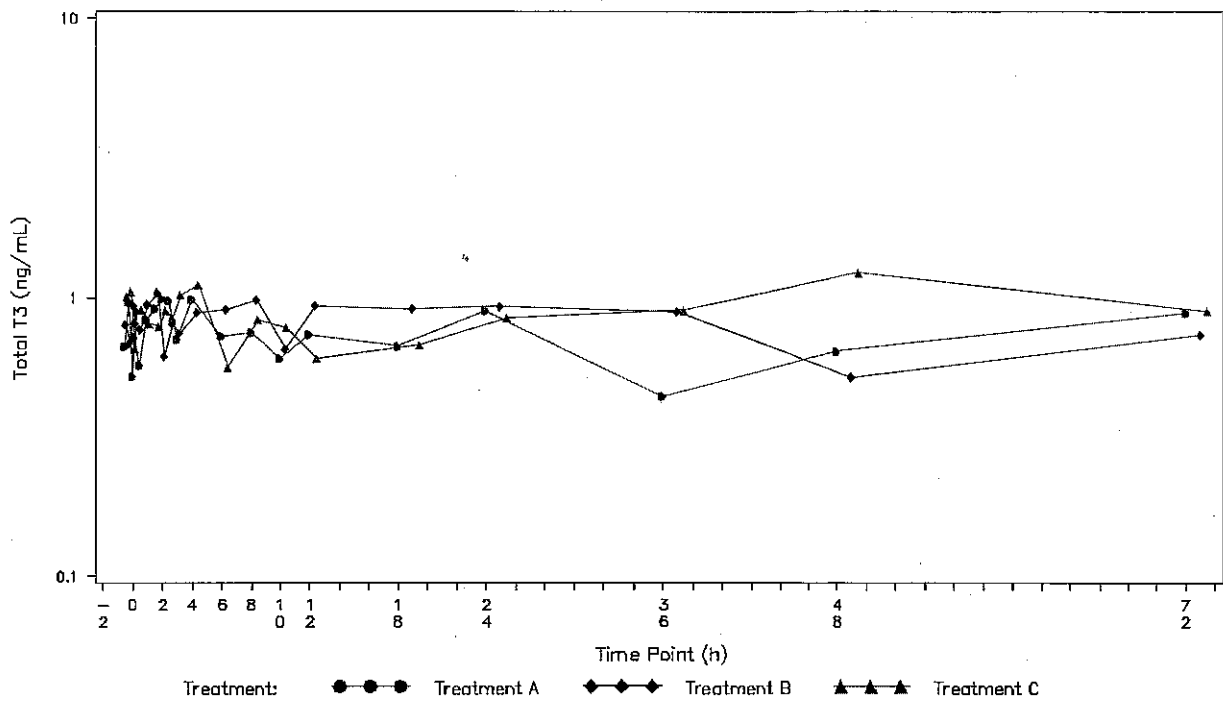
ions (50 µg, 100 µg, and 200 µg Tablets) in Fasted
EMR200125-002 Page 647 of 658

Merck Serono
EMR 200125-002

Page 39 of 42
Confidential

Figure 15.4.2.12 Concentration-Time Profiles: Individual Concentration versus Actual Time in Semi-Logarithmic Scale
(for Total T3 values) (Safety Population)

Subject ID/Random Number:



@:Subjects excluded from PK Population;
Treatment A: 12 tablets of 50 µg of levothyroxine; Treatment B: 6 tablets of 100 µg of levothyroxine;
Treatment C: 3 tablets of 200 µg of levothyroxine.
Source: listing 16.2.5.3

/project24/ep/blinded/e210898_merc/stats/versioncontrol/primary/scripts/program/main/TFL programs/figures/figure
15.4.2.12.sas

10DEC2014 00:20



Levothyroxine
EMR 200125-002

Dosage Form Proportion: 1:1:1 (50 µg, 100 µg, and 200 µg Tablets) in Fasted State
EMR200125-002 Page 648 of 658

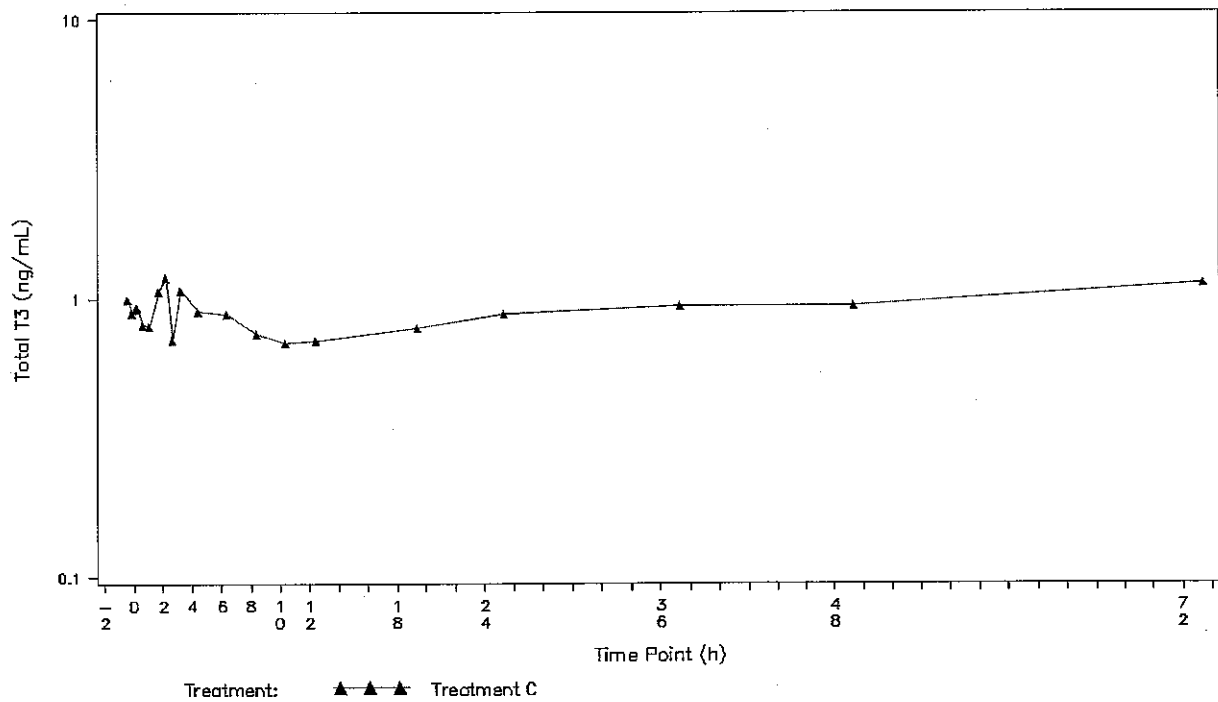
Page 40 of 42

Merck Serono
EMR 200125-002

Confidential

Figure 15.4.2.12 Concentration-Time Profiles: Individual Concentration versus Actual Time in Semi-Logarithmic Scale (for Total T3 values) (Safety Population)

Subject ID/Random Number:



@:Subjects excluded from PK Population;
Treatment A: 12 tablets of 50 µg of levothyroxine; Treatment B: 6 tablets of 100 µg of levothyroxine;
Treatment C: 3 tablets of 200 µg of levothyroxine.
Source: listing 16.2.5.3

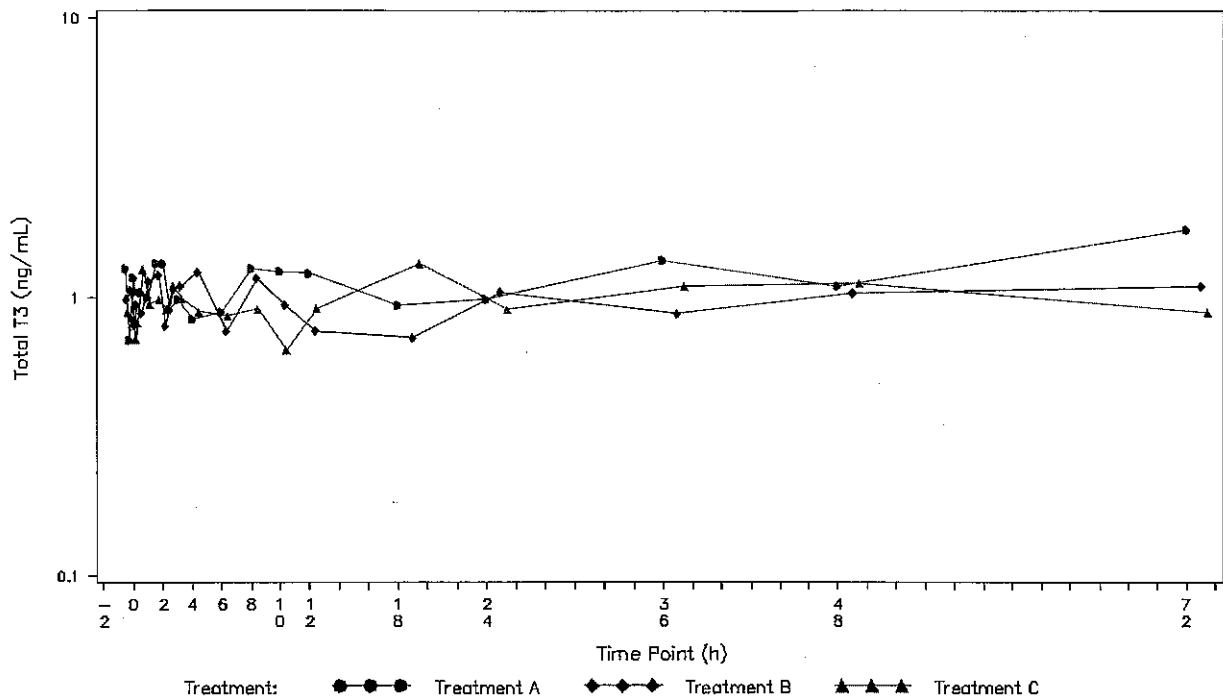
/project24/ep/blinded/e210898_merc/stats/versioncontrol/primary/scripts/program/main/TFL programs/figures/figure
15.4.2.12.sas

10DEC2014 00:20



Figure 15.4.2.12 Concentration-Time Profiles: Individual Concentration versus Actual Time in Semi-Logarithmic Scale
(for Total T3 values) (Safety Population)

Subject ID/Random Number:



@: Subjects excluded from PK Population;
Treatment A: 12 tablets of 50 µg of levothyroxine; Treatment B: 6 tablets of 100 µg of levothyroxine;
Treatment C: 3 tablets of 200 µg of levothyroxine.
Source: listing 16.2.5.3

/project24/ep/blinded/e210898_merc/stats/versioncontrol/primary/scripts/program/main/TFL programs/figures/figure
15.4.2.12.sas

10DEC2014 00:20



Levothyroxine
EMR 200125-002

Dosage Form Proportion:
State

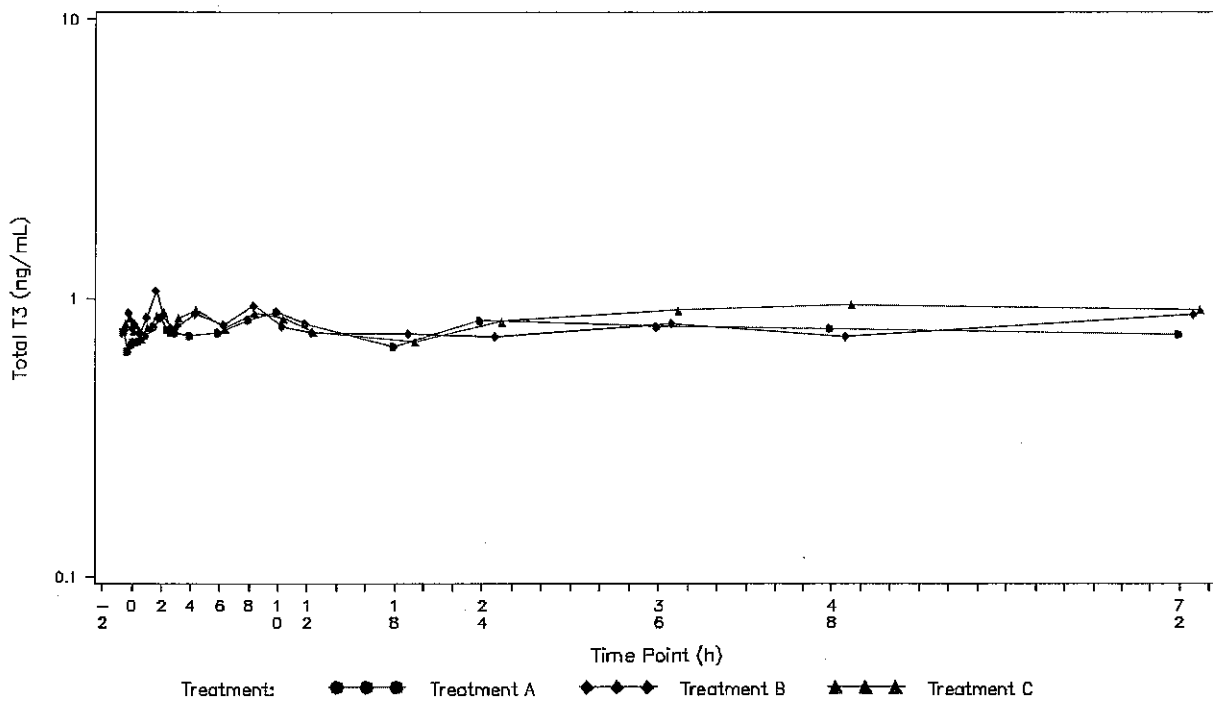
ions (50 µg, 100 µg, and 200 µg Tablets) in Fasted
EMR200125-002 Page 650 of 658

Merck Serono
EMR 200125-002

Page 42 of 42
Confidential

Figure 15.4.2.12 Concentration-Time Profiles: Individual Concentration versus Actual Time in Semi-Logarithmic Scale
(for Total T3 values) (Safety Population)

Subject ID/Random Number:



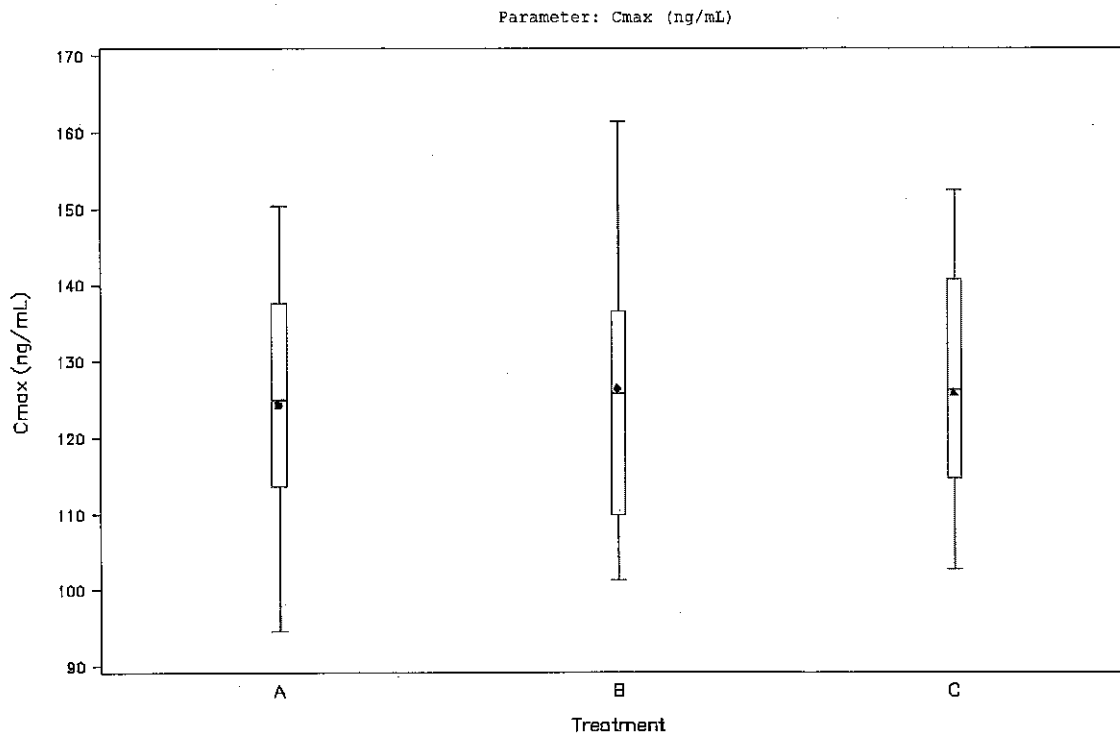
0: Subjects excluded from PK Population;
Treatment A: 12 tablets of 50 µg of levothyroxine; Treatment B: 6 tablets of 100 µg of levothyroxine;
Treatment C: 3 tablets of 200 µg of levothyroxine.
Source: listing 16.2.5.3

/project24/ep/blinded/e210898_merc/stats/versioncontrol/primary/scripts/program/main/TFL programs/figures/figure
15.4.2.12.sas

10DEC2014 00:20



Figure 15.4.3.1.1 Boxplot: Cmax and AUC0-72 for Total T4 (Pharmacokinetic Population)



Subjects

... were excluded from the PK Population.

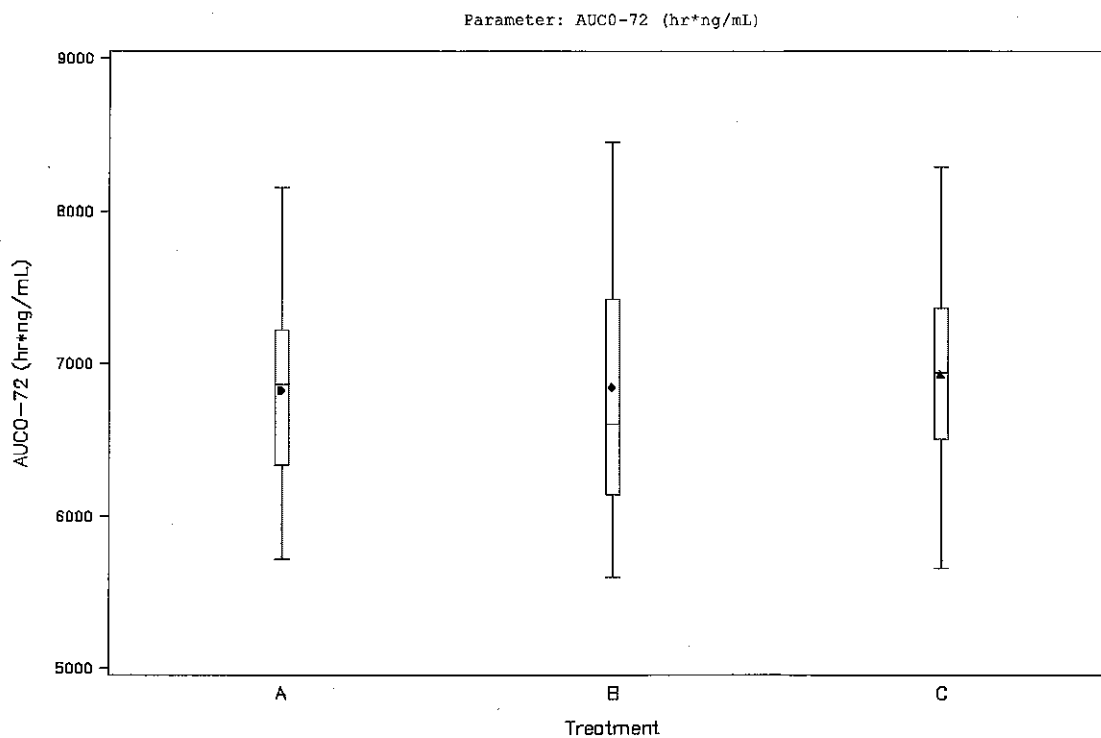
Treatment A: 12 tablets of 50 µg of levothyroxine; Treatment B: 6 tablets of 100 µg of levothyroxine;

Treatment C: 3 tablets of 200 µg of levothyroxine;

/project24/ep/blinded/e210898_merc/stats/versioncontrol/primary/scripts/program/main/TFL programs/figures/figure
15.4.3.1.1.sas

18DEC2014 06:08

Figure 15.4.3.1.1 Boxplot: Cmax and AUC0-72 for Total T4 (Pharmacokinetic Population)



Subjects were excluded from the PK Population.

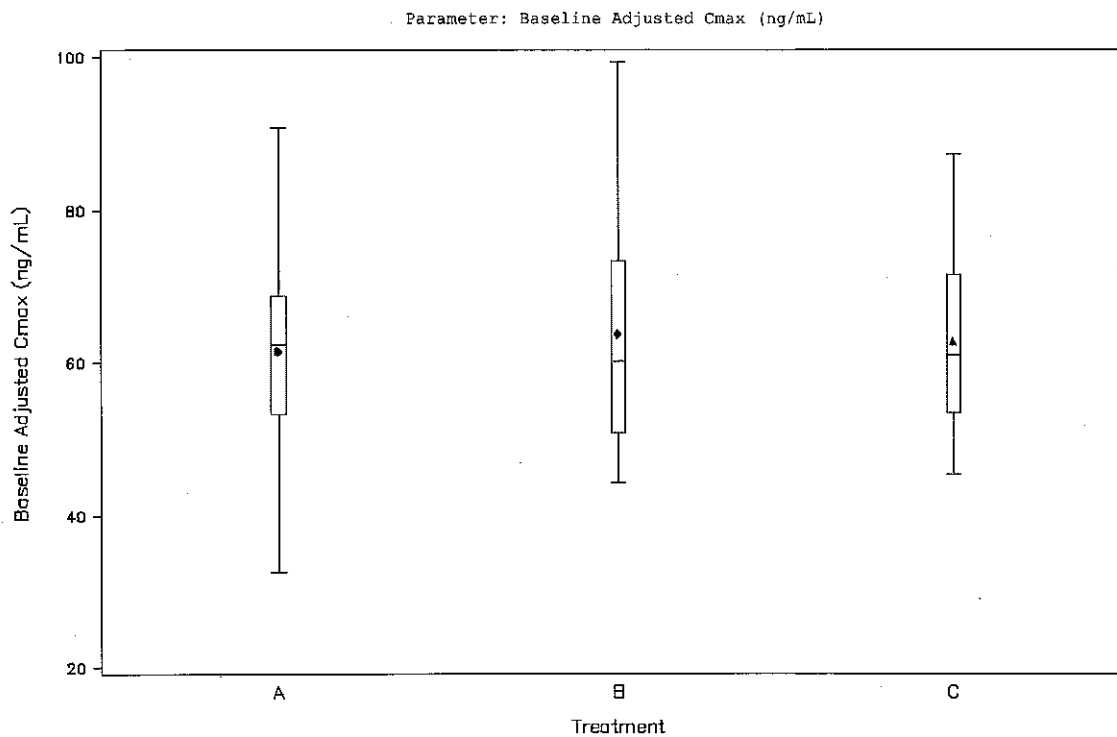
Treatment A: 12 tablets of 50 µg of levothyroxine; Treatment B: 6 tablets of 100 µg of levothyroxine;

Treatment C: 3 tablets of 200 µg of levothyroxine;

/project24/ep/blinded/e210898_merc/stats/versioncontrol/primary/scripts/program/main/TFL programs/Figures/Figure 15.4.3.1.1.sas

18DEC2014 06:08

Figure 15.4.3.1.2 Boxplot: Baseline Adjusted Cmax and Baseline Adjusted AUC0-72 for Total T4 (Pharmacokinetic Population)



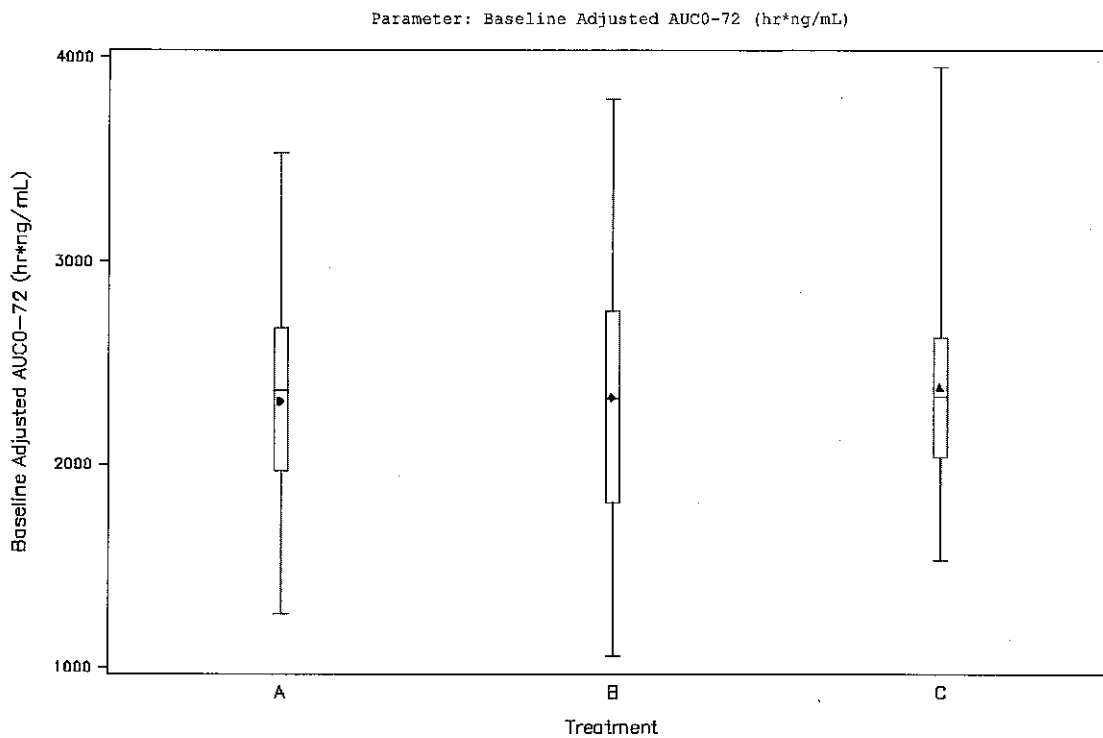
Subjects: 1000 were excluded from the PK Population.
Treatment A: 12 tablets of 50 µg of levothyroxine; Treatment B: 6 tablets of 100 µg of levothyroxine;
Treatment C: 3 tablets of 200 µg of levothyroxine;

/project24/ep/blinded/e210898_merc/stats/versioncontrol/primary/scripts/program/main/TFL programs/figures/figure
15.4.3.1.2.sas

18DEC2014 06:08



Figure 15.4.3.1.2 Boxplot: Baseline Adjusted Cmax and Baseline Adjusted AUC0-72 for Total T4 (Pharmacokinetic Population)



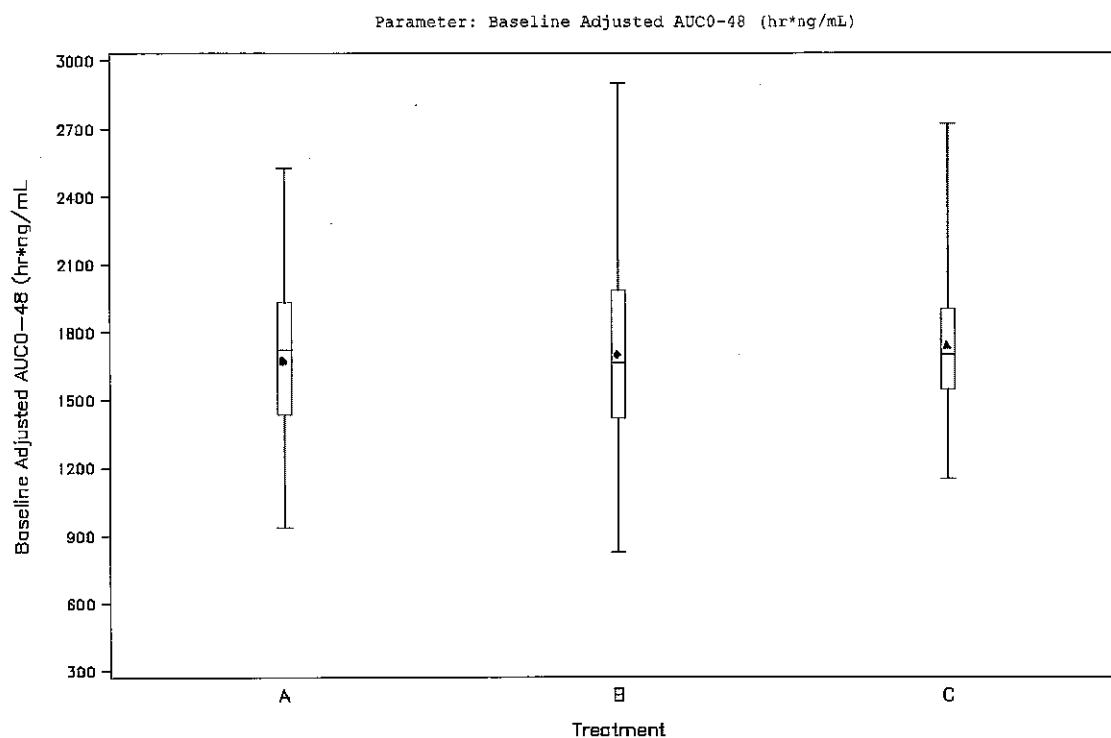
Subjects were excluded from the PK Population.
Treatment A: 12 tablets of 50 µg of levothyroxine; Treatment B: 6 tablets of 100 µg of levothyroxine;
Treatment C: 3 tablets of 200 µg of levothyroxine;

/project24/ep/blinded/e210898_merc/stats/versioncontrol/primary/scripts/program/main/TFL programs/figures/figure
15.4.3.1.2.sas

18DEC2014 06:08



Figure 15.4.3.1.3 Boxplot: Baseline Adjusted AUC0-48 For Total T4 (Pharmacokinetic Population)



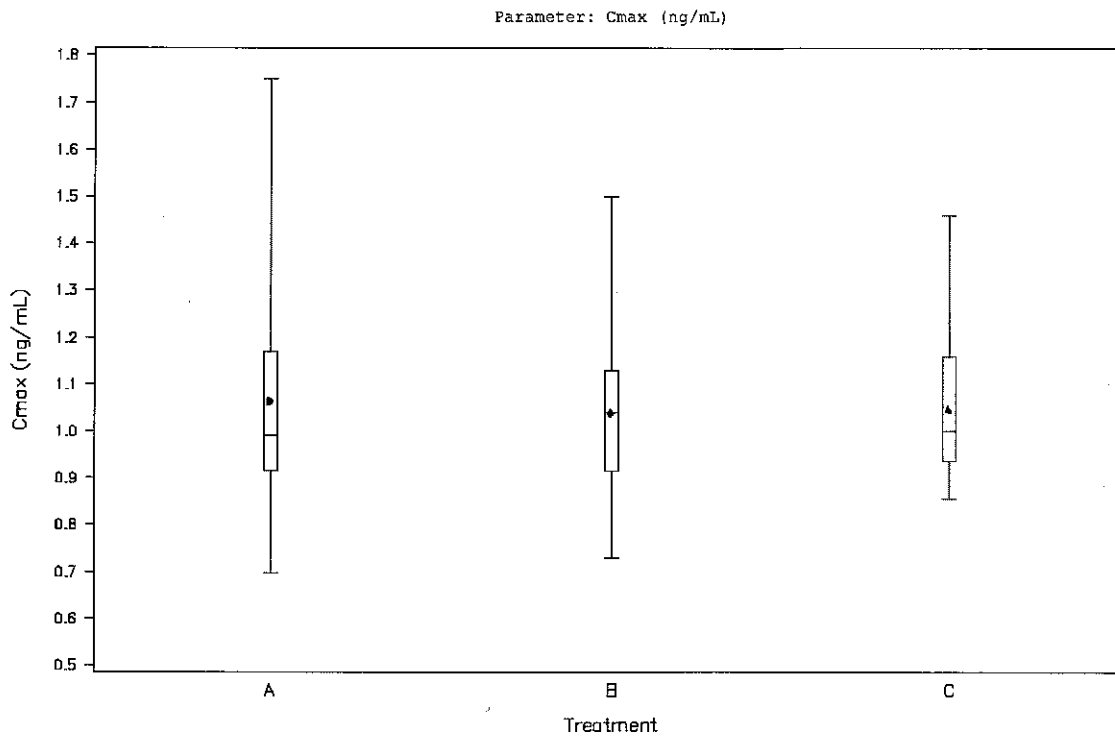
Subjects were excluded from the PK Population.
Treatment A: 12 tablets of 50 µg of levothyroxine; Treatment B: 6 tablets of 100 µg of levothyroxine;
Treatment C: 3 tablets of 200 µg of levothyroxine;

/project24/ep/blinded/e210898_merc/stats/versioncontrol/primary/scripts/program/main/TFL programs/figures/figure
15.4.3.1.3.sas

18DEC2014 06:08



Figure 15.4.3.1.4 Boxplot: Cmax and AUC0-48 for Total T3 (Pharmacokinetic Population)



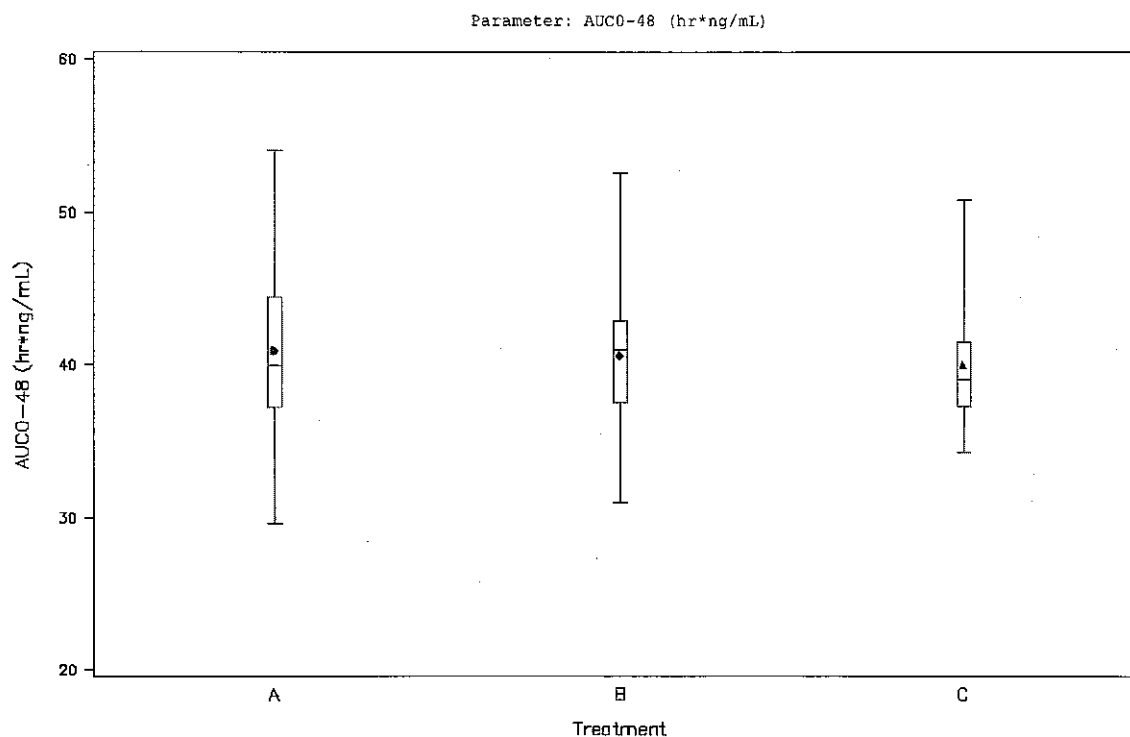
Subjects were excluded from the PK Population.
Treatment A: 12 tablets of 50 µg of levothyroxine; Treatment B: 6 tablets of 100 µg of levothyroxine;
Treatment C: 3 tablets of 200 µg of levothyroxine;

/project24/ep/blinded/e210898_merc/stats/versioncontrol/primary/scripts/program/main/TFL programs/figures/figure
15.4.3.1.4.sas

18DEC2014 06:08



Figure 15.4.3.1.4 Boxplot: Cmax and AUC0-48 for Total T3 (Pharmacokinetic Population)



Subjects were excluded from the PK Population.
Treatment A: 12 tablets of 50 µg of levothyroxine; Treatment B: 6 tablets of 100 µg of levothyroxine;
Treatment C: 3 tablets of 200 µg of levothyroxine;

/project24/ep/blinded/e210898_merc/stats/versioncontrol/primary/scripts/program/main/TFL programs/figures/figure
15.4.3.1.4.sas

18DEC2014 06:08



Levothyroxine

Dosage Form Proportionality of Levothyroxine New Formulations (50 µg, 100 µg, and 200 µg Tablets) in Fasted State

EMR 200125-002

15.5 Pharmacodynamic Data

There were no pharmacodynamic assessments performed during this trial.